

Connecting Laptops to WiFi: Windows 10 and Chromebooks

When you first receive your laptop:

1. Open and turn power on (button in upper right corner)
2. Logging in: Most laptops log in automatically, but if you get prompted for a password, it is **student**.
3. If you have a Windows 10 machine, it will look like this (after you're logged in):

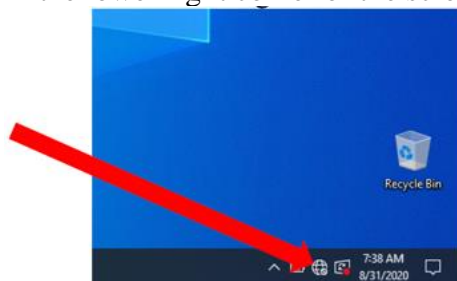


If you have a Chromebook, there will be a symbol on the outside of the laptop that looks something like this:



Connecting to WiFi:

- a. Windows 10 machines:
 - i. In the lower right corner of the screen, click on the Globe icon

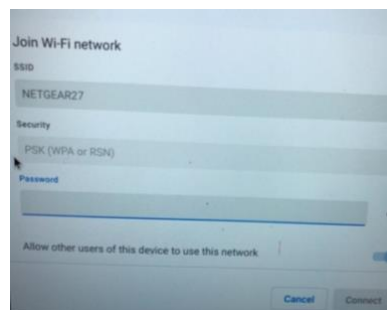
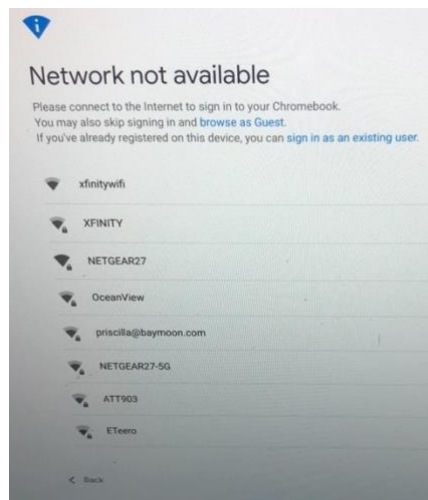


- ii. Choose your Wifi network and type in your password.
- iii. The Globe icon changes to a connected WiFi icon.

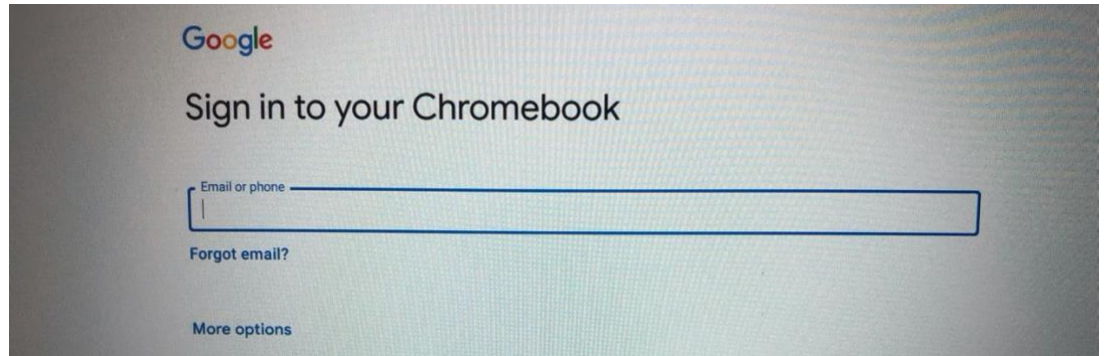


b. Chromebooks:

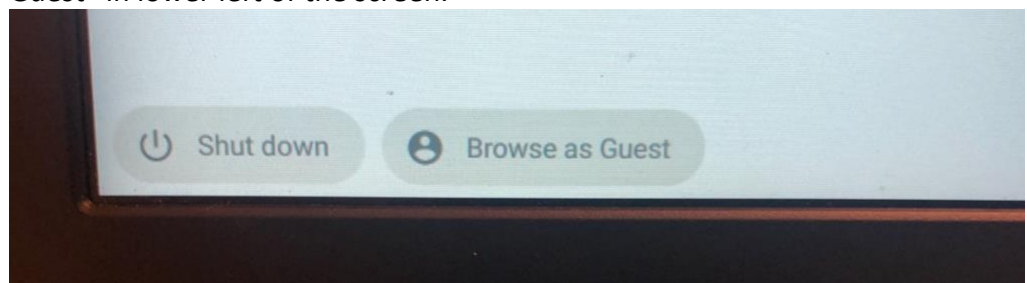
- i. NOTE: If you are using a Gavilan MiFi connection, turn that on first.
- ii. When you first power up the laptop, if you are not connected to a network, this is the first screen you will see. Just choose your network, type in password, and you're connected.



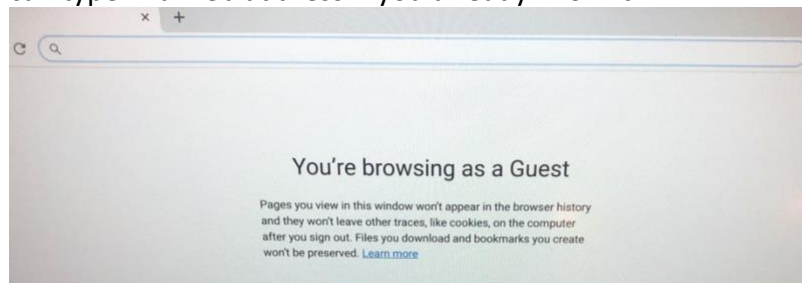
- iii. Next, you'll be prompted to sign in to your Google account using your gmail e-mail address.



- iv. If you do have a Google account, signing in here allows you access to Google Drive, which has word processing, spreadsheets, and file storage.
- v. If you don't have a Google account, you can choose to "browse as a Guest" in lower left of the screen.



- vi. Use the search bar at the top of the page to do a Google search. Or you can type in a web address if you already know it.



- vii. For more information on how to use a Chromebook, visit https://youtu.be/yKXXj_dguz0

If you have trouble with your equipment or have other questions, please send an e-mail to Contact Tara Myers from the library staff, tmyers@gavilan.edu or call (408) 840-4873.

Need a Tech Buddy?

If you or someone you know would like to be paired with another student who can help you learn how to use technology, complete this short request form and a Gavilan representative from the Tech Buddy program will contact you:

<http://bit.ly/gavtechhelp>. If you have questions about this program, call (831) 205-1895.