



Tentative Budget

2025-2026



GAVILAN COLLEGE
Gilroy • Hollister • Morgan Hill • San Juan Bautista • San Martin

GAVILAN COLLEGE

2025/2026

TENTATIVE

BUDGET REPORT

Presented to the Board of Trustees

June 10, 2025

Marilyn Morikang, Vice President, Administrative Services

Michelle Anaya, Director Fiscal Services

Gianno Lucas, Supervisor, Budget & Accounting

Prepared in collaboration with Business Services Staff

TENTATIVE BUDGET

**FISCAL YEAR 2025 - 2026
JULY 1, 2025 THROUGH JUNE 30, 2026**

**Gavilan Joint Community College District 5055
Santa Teresa Boulevard
Gilroy, CA 95020**

Board of Trustees

Rachel Perez	President
Alicia Cortez	Vice President
Kathy Napoli	Clerk
Lorena Tariba	Trustee
Jeanie Wallace	Trustee
Irma C. González	Trustee
Dr. Gabriel Gutierrez	Trustee
Paul Ichiuji	Student Trustee

Superintendent/President

Dr. Pedro Avila

GAVILAN COLLEGE EXECUTIVE CABINET
JULY 1, 2025 – JUNE 30, 2026

Dr. Pedro Avila	Superintendent/President
Dr. Renee Craig-Marius	Assistant Superintendent/ Vice President of Student Services
Marilyn Morikang	Vice President of Administrative Services
Dr. Moaty Fayek	Vice President of Academic Affairs
Lucy Alvarez	Vice President of Human Resources and Labor Relations

PIPR/RAP COMMITTEE

Marilyn Morikang	Co-Chairperson
Veronica Andrade	Co-Chairperson
Vacant	Administration
Dr. Renee Craig-Marius	Administration
Vacant	Academic Senate
Vacant	Academic Senate
Vacant	Academic Senate
Vacant	Academic Senate
Vacant	Directors/Confidential
Vacant	Directors/Confidential
Gianno Lucas	Professional Support Staff
Michelle Anaya	Professional Support Staff
Dr. Moaty Fayek	Ex Officio (Resource)
Dr. Hazel De Ausen	Ex Officio (Resource)

**2025-2026
TENTATIVE BUDGET**

TABLE OF CONTENTS

	PAGE
I Introduction.....	7
II General Information about Gavilan College.....	9
III Budget Development at Gavilan College.....	12
IV Budget Assumptions.....	15
V 5 Year Budget Projections.....	18
VI Unrestricted General Fund.....	20
VII Restricted General Fund.....	28
VIII Capital Outlay Fund.....	37
IX General Obligation Bond Fund.....	39
X Debt Service Fund.....	47
XI Proprietary Fund.....	51
XII Student Financial Assistance Fund.....	54
XIII Associated Students of Gavilan College (ASGC).....	56
XIV Student Center Fee Fund.....	58

**TABLE OF CONTENTS
(CONTINUED)**

Attachments:

Summary of Permanent Employees.....	A1
Board Budget Guidelines.....	B1
Joint Analysis.....	C1

I. INTRODUCTION

The essential purpose of the Tentative Budget is to establish spending authority for the District from July 1st through the adoption of the Final Budget by the Board of Trustees on September 9 , 2025. This two-stage budget process is necessary due to several unknown factors at the time of development, including:

- 1) the State's pending budget for the upcoming fiscal year,
- 2) the State's unissued Second Principal Apportionment (P2) report for the current fiscal year, and
- 3) the District's year-end closing process which will be completed in August 2025.

The Tentative Budget is based on revenue projections using the latest available data from the State Chancellor's Office and estimates for local revenue. Expenditure projections reflect current information on known District obligations.

The projected ending fund balance for the Unrestricted General Funds (Ongoing) for the 2024-25 fiscal year is estimated at \$17,235,993, representing 27% of total estimated General Fund expenditures and transfers (both Unrestricted and Restricted). This amount becomes the beginning fund balance for the 2025-26 fiscal year.

For 2025-26, projected revenues total \$52,658,728, with expenditures at \$49,438,868 and transfers out of \$1,715,446. Of the total expenditures, approximately 76% is allocated to salaries and benefits. The resulting projected ending fund balance is \$18,740,410.

The Tentative Budget Report reflects components of the 2025-26 State budget as of the May Revise along with the District's internal planning assumptions. While the report primarily focuses primarily on the Unrestricted General Fund, it also includes preliminary information on other District funds. The table below summarizes total appropriations by fund type, offering a comprehensive view of projected financial activity across all funds.

Gavilan Joint Community College District TOTAL APPROPRIATION - ALL FUNDS

FY2025-2026 Tentative Budget

	Governmental Funds Group							Proprietary Funds Group		Fiduciary Funds Group			TOTAL ALL FUNDS
	General Unrestricted Ongoing	General Unrestricted Sub-Funds	Grants & Categoricals F270	Parking Fund F260	Capital Outlay F340	Bond Funds Measure X	Debt Services F210/920	Enterprise Fund F59	Self Insurance F610	Student Financial Aid F480	Associated Students F470	Student Center Fee F660	
Revenues:													
8100 - Federal Revenues	\$ -	\$ -	\$ 4,185,262	\$ -	\$ -	\$ -	\$ -	\$ -	\$ -	\$ 6,720,000	\$ -	\$ -	\$ 10,905,262
8600 - State Revenues	20,617,495	-	\$ 19,632,594	-	-	-	70,000	\$ -	-	940,000	-	-	\$ 41,260,090
8800 - Local Revenues	32,041,233	-	\$ 1,096,787	-	320,000	46,861,979	21,000,000	\$ 576,172	-	-	116,131	50,144	\$ 102,062,445
8900 - Other Revenues	-	-	\$ 1,147,370	-	-	-	589,436	\$ -	-	-	-	-	\$ 1,736,806
8900 - Transfers In	-	-	\$ 578,743	767,445	-	-	-	\$ -	346,376	-	-	22,882	\$ 1,715,446
Total Revenues	\$ 52,658,728	\$ -	\$ 26,640,757	\$ 767,445	\$ 320,000	\$ 46,861,979	\$ 21,659,436	\$ 576,172	\$ 346,376	\$ 7,660,000	\$ 116,131	\$ 73,026	\$ 157,680,049
Expenditures:													
1000: Academic Salaries	\$ 16,860,686	\$ -	\$ 2,822,331	\$ -	\$ -	\$ -	\$ -	\$ 23,121	\$ -	\$ -	\$ -	\$ -	\$ 19,706,138
2000: Non-Instructional Salaries	10,531,593	-	\$ 3,173,008	494,280	-	192,198	-	273,714	-	-	7,961	30,830	\$ 14,703,585
3000: Employee Benefits	11,647,536	-	\$ 2,472,065	343,659	-	66,681	-	181,020	-	-	199	16,431	\$ 14,727,592
4000: Books and Supplies	544,190	-	\$ 392,952	1,029	2,500	-	-	33,913	-	-	20,078	-	\$ 994,663
5000: Other Operating Expenses	8,502,527	1,270,000	\$ 1,570,122	26,888	1,000,000	203,000	25,008	207,365	346,376	-	14,204	15,710	\$ 13,181,200
6000: Capital Outlay	1,352,333	539,316	\$ 811,140	300,000	10,804,403	131,170,919	-	39,984	-	-	-	-	\$ 145,018,095
7000: Other Outgo	-	-	\$ 16,575,635	-	500,000	-	21,000,000	773,059	-	7,660,000	31,000	-	\$ 46,539,693
7000: Transfers Out	1,715,446	-	\$ -	-	-	-	-	-	-	-	-	-	\$ 1,715,446
Total Expenditures & Transfers	\$ 51,154,311	\$ 1,809,316	\$ 27,817,253	\$ 1,165,856	\$ 12,306,903	\$ 131,632,797	\$ 21,025,008	\$ 1,532,177	\$ 346,376	\$ 7,660,000	\$ 73,442	\$ 62,972	\$ 256,586,411
Net Change to Fund Balance	1,504,417	(1,809,316)	(1,176,496)	(398,411)	(11,986,903)	(84,770,818)	634,428	(956,006)	-	-	42,690	10,054	(98,906,361)
Beginning Fund Balance	17,235,993	3,809,316	1,176,496	403,841	11,986,903	84,770,818	26,334,525	956,006	-	(0)	368,661	66,941	147,109,500
Adjustment	-	-	-	-	-	-	-	-	-	-	-	-	-
Ending Fund Balance	\$ 18,740,410	\$ 2,000,000	\$ (0)	\$ 5,430	\$ 0	\$ 0	\$ 26,968,953	\$ -	\$ -	\$ (0)	\$ 411,350	\$ 76,996	\$ 48,203,138

II. GENERAL INFORMATION ABOUT GAVILAN COLLEGE

Gavilan Joint Community College District has a rich history in Santa Clara and San Benito Counties. Gavilan College was originally established in 1919 as San Benito County Junior College. It operated under this title until 1963, when a new community college district was formed that included both San Benito and southern Santa Clara Counties. The successful passage of a local bond in 1966 provided the needed funds to construct the present campus at Santa Teresa Boulevard and Castro Valley Road in Gilroy, California. In the fall of 2019, Gavilan College celebrated its 100th year of service as a community college.

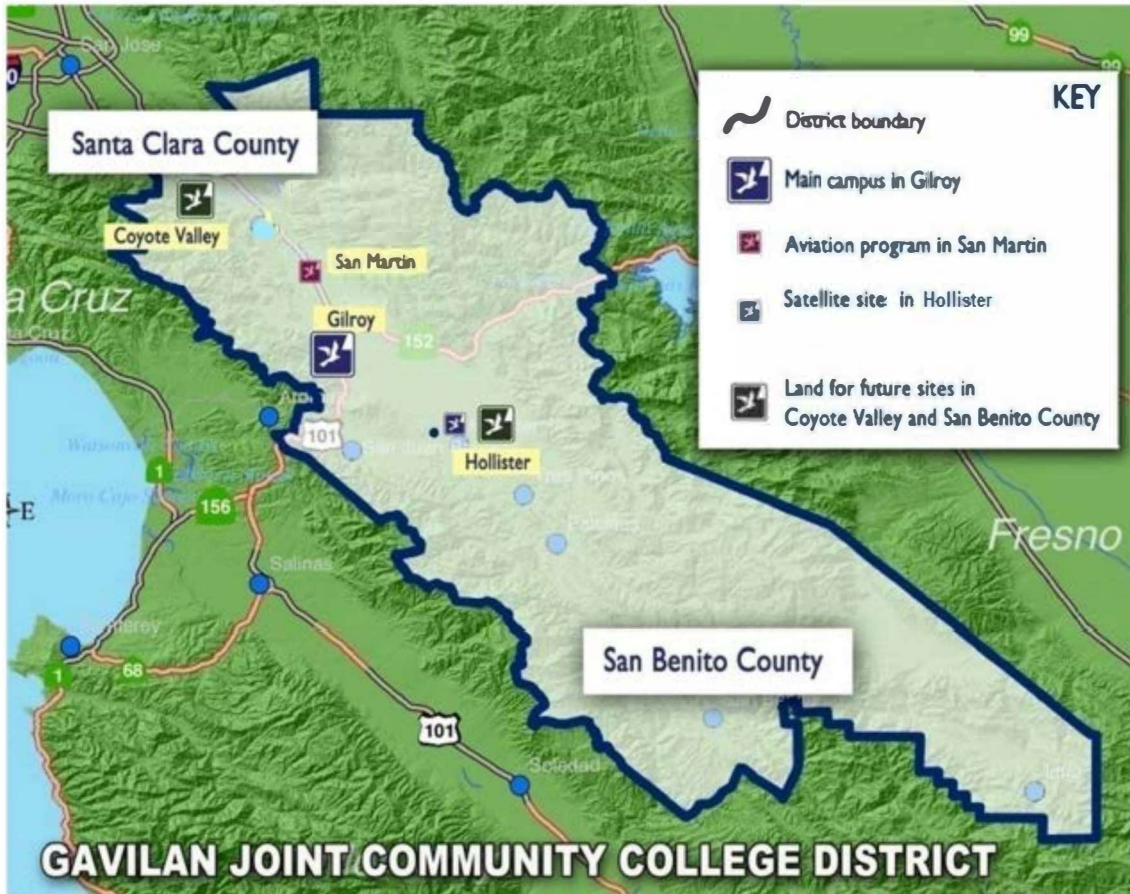
Gavilan College is one of 116 California Community Colleges organized into 73 districts with district boundaries that are political subdivisions authorized by the Constitution of the State of California. A seven-member board of trustees governs the Gavilan Joint Community College District. The voters of the communities served by the district elect board members to office. The Board of Trustees is responsible for the overall direction and control of the district to best meet the needs of the community it serves.

The district operates instructional sites in Hollister, San Martin, and Coyote Valley to augment their course offerings at the main (Gilroy) campus. Gavilan College is a comprehensive public community college offering a wide range of services, including programs in liberal arts, pre-professional, business, vocational and technical fields, dual-enrollment, and adult education. Courses are offered in the day, evening and on weekends. In FY 2023-24, Gavilan College served an estimated 12,656 un-duplicated students. Gavilan College employs 205 full time permanent employees and approximately 273 part time faculty and staff employees each semester.

The main campus in Gilroy rests against the foothills that form the western boundary of the Santa Clara Valley. The district is 35 miles south of San Jose, 80 miles south of San Francisco, and 40 miles northeast of the Monterey Coast. The main campus was initially master-planned to accommodate an enrollment of 5,000 students and rests on a 150-acre site that has been carefully planned to take advantage of the beautiful, natural and tranquil setting.

Gavilan College offers a lower division college program that prepares students for transfer to a four-year college or university. The college also offers a variety of technical, occupational and pre-professional courses of study that lead to employment. As of May 2025, students can choose among 133 degrees and certificates, including 29 Associate Degrees for Transfer (ADTs) which

provides a direct pathway for students to transfer into the California State University system. Gavilan Joint Community College District serves residents of the Gilroy Unified, Morgan Hill Unified, Aromas-San Juan Unified, and San Benito Joint Union High School Districts. The district comprises of approximately 2,700 square miles in southern Santa Clara County and a large portion of San Benito County (see map).



**Provided by Public Information Office*

San Benito County

San Benito County is located at the southern end of Santa Clara Valley between the Gavilan and Diablo Mountain Ranges. San Benito County is a 1,396 square mile section bordered by Fresno, Merced, Monterey, and Santa Clara Counties. San Benito County's population has been increasing steadily. San Benito has a varied economic base dominated by government, retail trade, and manufacturing industries. Agriculture, by acreage, is San Benito County's most prominent industry with fertile valley soil supporting some of the most productive farmland in the state. The total population of San Benito County in 2024 is 69,159, with approximately 45,355 residents residing in the Hollister limits.

Gilroy

Gilroy is located in southern Santa Clara County and is comprised of 9,376 acres of land located 30 miles south of San Jose and 15 miles northwest of Hollister. Gilroy developed from a rural, agricultural community to a community composed of agriculture, manufacturing, and service industries, along with many commuters to Silicon Valley. Growth in Gilroy has centered on high tech software and support industries as well as several manufacturing and production industries. Gilroy's industrial base includes for sophisticated food processing, high tech software and semiconductors, wood, paper and metal fabrication and wine production. Gilroy's estimated population in 2024 is 61,033.

Morgan Hill

Morgan Hill is located at the southern end of Santa Clara Valley and is 13 miles north of the College. Morgan Hill is 10 miles south of San Jose and 70 miles south of San Francisco. The city limits of Morgan Hill cover approximately 12 square miles. Morgan Hill's desirable location has made the city one of the fastest growing communities in Santa Clara County. Morgan Hill's population was estimated at 46,394 for 2024. There are approximately 7,280 residents in San Martin, Morgan Hill's Southern neighbor.

Coyote Valley

Coyote Valley is north of Morgan Hill and South of Bernal Road in San Jose. Coyote Valley resides within the Gavilan College service area. Classes were held for the first time at this location in the spring of 2017. This site is currently the home of the South Bay Regional Police Academy and JPA.

Accreditation

Gavilan College is accredited by the Accrediting Commission for Community and Junior Colleges, Western Association of Schools and Colleges. Gavilan College went through the accreditation process in March 2019. The Commission has affirmed the district's accreditation for seven years.

Programs and Services

Gavilan College offers an associate of arts degree, an associate of science degree, certificate programs, and comprehensive student support services. Transfer agreements exist between the University of California and California State systems, and the college has completed associate degrees for Transfer (ADTs) per state requirements. These agreements allow students to complete the first two years of a four-year college program at Gavilan. Certificate and career programs are also offered to provide instruction in the skills and knowledge needed to enter a skilled or semi-professional occupation.

III. BUDGET DEVELOPMENT at GAVILAN COLLEGE

Introduction

Gavilan College is subject to the provisions of the California Code of Regulations and other laws that regulate the operations of public agencies. The California Code of Regulations requires that the governing board of a public agency adopt a Tentative Budget on or before July 1 and an Adopted Budget no later than September 15 of each year.

This Budget is prepared to comply with the California Code of Regulations. The governing board and district administration uses it in planning for the district's operations for the fiscal year period July 1, 2025, through June 30, 2026. This budget uses assumptions to develop revenue and expenditure projections. The assumptions are based upon information from the May Revise, California Community Colleges Chancellor's Office, and judgments made by district staff and The Planning Integrated Program Review and Resource Allocation Process (PIPR-RAP) Committee as to the financial implications of anticipated district operations.

The Board of Trustees provides budget guidance to the Superintendent/President who in turn formulates goals and objectives for the operating divisions. The board communicates its goals and objectives to the Superintendent/President. The three-year Strategic Plan and the Educational Master Plan are used to implement actions necessary to accomplish the board's goals and the goals identified during the annual planning process at the college. The Board of Trustees adopts a Budget Calendar each year. Budget guidelines are also adopted annually and are used to provide specific directions regarding the allocation of resources to ensure the objectives of the Strategic Plan are achieved. In addition to the governing board's actions, the district's internal participatory governance process operates concurrently to inform all members of the district constituencies about resources expected and allocations of resources consistent with the Strategic Plan, goals, mission, and the Board's Budget Guidelines. The PIPR-RAP Committee is provided full information about the district's operations and financial position.

College Planning, Program Planning, Program Review, and Resource Allocation

College planning at Gavilan College is a complex, dynamic process that integrates multiple stakeholders, goals, and resources to ensure the alignment of the college's mission, vision, and values with its programs and activities. The college's strategic plan provides the framework for decision-making and resource allocation, outlining broad objectives and allowing the administration to define specific implementation activities and measure their effectiveness. However, a strategic plan alone is not sufficient to ensure that the college's programs and

activities align with institutional goals and priorities. A systematic and transparent mechanism is necessary for reviewing, evaluating, and funding these programs and activities. This is where the Planning Integrated Program Review and Resource Allocation Process (PIPR-RAP) plays a crucial role.

The fundamental purpose of the PIPR-RAP process is to maintain and improve the effectiveness of every college program and service based on systematic assessment results. The ultimate beneficiaries of this integrated planning and review process are the students and the broader community served by the college.

The fundamental purpose of the PIPR-RAP process is to maintain and improve the effectiveness of every college program and service based on systematic assessment results. The ultimate beneficiaries of this integrated planning and review process are the students and the broader community served by the college.

PIPR-RAP Process Overview

Program Review:

Every three years, all programs and units at the college must submit a comprehensive program review report. This report includes an assessment of the program's goals, activities, achievements, challenges, and resource needs, along with an action plan for improvement. The program review process supports the creation of a three-year plan, institutional and program improvement through self-study, peer review, and compliance with accreditation and board policies. The PIPR-RAP committee reviews these reports, providing feedback and recognizing accomplishments while using the data to inform future resource allocation decisions.

Resource Allocation:

The PIPR-RAP committee uses the program review reports and action plans to identify and prioritize programs and activities that align with the college's strategic plan. An inclusive budget process, which incorporates input from various stakeholders and considers data such as student learning outcomes, enrollment trends, and labor market needs, guides resource allocation recommendations. The PIPR-RAP Resource Ranking Rubric further assists in evaluating requests by assessing goal alignment with the college's mission and strategic plan and the specificity, measurability, achievability, relevance, and timeliness (SMARTness) of the proposed goals.

Committee Composition:

The PIPR-RAP committee is composed of representatives from various college constituencies, including four professional support staff representatives, four faculty members, two associated student body representatives, four administrative representatives (including the Vice President of Administrative Services), two director/confidential representatives, and ex-officio members

such as the Institutional Researcher and Vice President of Academic Affairs. This diverse membership ensures broad representation and input across the college community.

Implementation:

Upon approval of the budget and resource allocation by the College Council, funded programs and units are expected to implement their action plans according to specified timelines and deliverables. These programs must document progress and report any challenges that may affect their implementation.

Annual Update:

Programs and units are required to submit an annual update that evaluates their progress towards meeting their goals, adjusting their action plans as necessary. This continuous assessment ensures that the college's resources are effectively utilized to support student success and institutional goals.

The PIPR-RAP committee plays a vital role in ensuring that the college's resources are allocated fairly and effectively, fostering a culture of continuous improvement and accountability. By creating living documents that provide comprehensive planning and review data accessible to all stakeholders, the PIPR-RAP process ensures program leadership continuity and supports the integrated planning process. This approach ultimately enhances the quality and relevance of the college's programs and services, aligning them with strategic goals and improving overall institutional effectiveness. The committee's report and executive summary are included in the appendix.

IV. BUDGET ASSUMPTIONS: Unrestricted General Funds

The Fiscal Office has prepared this Tentative Budget and a five-year budget projection using the most recent information available from the California Community Colleges Chancellor’s Office, School Services of California, and internal estimates for local revenues.

Unrestricted General Fund revenue is primarily based on the Student-Centered Funding Formula (SCFF) along with other state and local revenue sources. Expenditure projections are based on current data related to District obligations.

Description	2024-25	2025-26	2026-27	2027-28	2028-29
Cost-of-living adjustment (COLA)	1.07%	2.30%	3.52%	3.63%	3.49%
Deficit Factor	0.00%	1.50%	0.50%	1.25%	2.00%
FTES Projections	5,096	5,096	5,096	5,096	5,096
CalSTRS Employer Contribution	19.10%	19.10%	19.10%	19.10%	19.10%
CalPERS Employer Contribution	27.05%	27.40%	27.50%	28.50%	28.20%
Employee Compensation Step/Column/Longevity Increase	1%	1%	1%	1%	1%
Employee Compensation Negotiated Increase	0.07%	TBD	TBD	TBD	TBD
Increase Operating Cost by California Price Index (CPI)	2.85%	2.92%	2.70%	2.76%	2.90%
Increase Utilities	5%	5%	5%	5%	5%
Lottery Revenue Projections Unrestricted Lottery per FTES	191	191	191	191	191
Lottery Revenue Projections Prop 20 Revenue per FTES	82	82	82	82	82

Revenue Assumptions

The District has held FTES (Full-Time Equivalent Students) targets constant over the five-year projection period, as enrollment levels have largely returned to pre-pandemic figures. Despite a 2.35% funded growth rate provided by the State for FY 2025–26, Gavilan continues to have unfunded FTES, and therefore the emphasis remains on student retention over growth.

Projections for FTES and State COLA have been input into the state’s SCFF calculator to estimate annual apportionment revenue. Based on these projections, a "deficit factor" has been applied to account for potential statewide funding shortfalls. A deficit factor is necessary when total available resources—including property taxes, enrollment fees, Education Protection Account (EPA) funds, and state apportionments—are insufficient to fully fund all community colleges. In such cases, a statewide deficit is calculated and proportionally shared among districts. Including a deficit factor in budget planning is a prudent fiscal strategy to mitigate the impact of potential revenue shortfalls. However,

the Governor’s May Revision proposes to fully backfill any shortfall in state funding to community colleges in 2024–25. As a result, the District is budgeting no deficit factor for 2024–25 and applying a 1.5% deficit factor for 2025–26, based on conservative assumptions for potential revenue volatility in the out-years

Lottery income is projected in two categories: unrestricted and restricted. While restricted lottery revenues are recorded in the Restricted General Fund, the unrestricted portion—currently projected at \$191 per FTES—is included in this Tentative Budget under the Unrestricted General Fund.

For FY 2025–26, non-resident tuition is projected at \$396,443, based on the Board-approved rate of \$359 per semester unit. This applies to students who are not California residents, with exceptions as outlined in the California Education Code.

Restricted General Funds serve as earmarked accounts set aside for operational and educational program needs, constrained by legal stipulations, donor specifications, or other external requirements.

Restricted General Fund

The Restricted General Fund encompasses categorical and grant-funded programs that are legally or contractually designated for specific purposes. Budgets for these programs are developed based on allocation assumptions provided by the California Community Colleges Chancellor’s Office.

In the Governor’s May Revision for the 2025–26 fiscal year, a 2.3% cost-of-living adjustment (COLA) is proposed for select categorical programs, including Adult Education, Extended Opportunity Programs and Services (EOPS), Disabled Student Programs and Services (DSPS), CalWORKs, Apprenticeship, and Campus Child Care Support.

Budgets for these restricted funds are updated throughout the fiscal year as final allocation notices and grant awards are received.

Expenditure Budget Assumptions

The most significant expenditure category for the District continues to be personnel costs.

Consistent with its long-standing commitment to maintaining a stable and permanent workforce, Gavilan Joint Community College District prioritizes personnel as a core component of its budget strategy. In the 2025–26 fiscal year, an estimated 76% of the Unrestricted General Fund budget is allocated to salaries and associated benefits.

For the 2025–26 Tentative Budget, personnel expenditures from the Unrestricted General Fund are projected at \$39,039,818. This figure includes step and column advancements, planned retirements, employee separations, and the continuation of recently approved positions. It does not include costs associated with negotiated compensation increases, as collective bargaining is still in progress.

- The personnel budget also includes estimates for healthcare premiums—covering medical, dental, and vision insurance—as well as statutory benefit contributions. The Public Employees' Retirement System (CalPERS) employer rate has increased to 27.40%, while the State Teachers' Retirement System (CalSTRS) rate remains at 19.10%.
- The Adjunct/Overload budget supports the class schedule needed to meet the District's FTES targets and to generate any additional FTES for budgeted growth and access. Adjustments to this budget line are made annually based on changes in FTES demand and the availability of full-time faculty.
- Fixed expenditures encompass ongoing operational costs, including software licenses, utility expenses (electricity, gas, water, telecom, and waste disposal), and partnership payments such as those associated with additional FTES generated through the South Bay Regional Public Safety Training Consortium.
- In alignment with the Board's budget guidelines, \$2 million is reserved in a dedicated subfund within the Unrestricted General Fund to support emergency response or other one-time district priorities.

V. 5 YEAR BUDGET PROJECTIONS

The 5-Year Budget Projections for the ongoing Unrestricted General Fund (Fund 100) outlines the anticipated financial outlook from fiscal year 2024-2025 through 2028-2029. These projections are based on the most current data, including revenue and expenditure forecasts that reflect the District's ongoing commitments and strategic financial planning. The primary source of revenue continues to be the Student-Centered Funding Formula (SCFF), with projected revenues steadily increasing over the five-year period. The SCFF Total Computational Revenue (TCR) is expected to grow from \$47.3 million in 2024-2025 to \$53.4 million by 2028-2029. While these are only projections, the District has prudently incorporated a deficit factor, acknowledging potential shortfalls in state funding, which reduces the net SCFF revenue each year. Other state and local revenues are projected to remain relatively stable. Expenditure projections have been developed with careful consideration of the District's obligations, with academic and non-instructional salaries, along with employee benefits, constitute the majority of expenditures, reflecting the District's commitment to compensation. The total expenditures, including transfers out, are expected to increase from \$51.2 million in 2025-2026 to \$55.1 million in 2028-2029.

Fund Balance and Reserves:

The District anticipates a steady increase in the ending fund balance, growing from \$17.2 million in 2024-2025 to \$25.5 million by 2027-2028. The reserve percentage of unrestricted general fund expenditures is projected to remain healthy, hovering around 27-37%, which exceeds the Government Finance Officers Association (GFOA) recommended minimum reserve level of 17%.

The fund balance serves as a snapshot of the District's financial standing at the close of the fiscal year. As of June 30, 2025, the projected ending fund balance for the Gavilan Joint Community College District is anticipated to be \$17,235,994. Within this sum, the Board has set aside a designated reserve of 17%, \$910,969,794. The leftover balance of \$6,266,200, is not earmarked for any specific purpose. When this balance rolls over into the beginning of the 2025-26 fiscal year, it is classified as "one-time" funds. One-time funds are unspent monies at the conclusion of a fiscal year, originating from budgetary savings and unallocated funds. These funds are not expected to recur in future years. Utilizing one-time funds for ongoing operational costs, such as salaries and benefits for permanent staff, is not considered financially prudent. Instead, these funds are more appropriately allocated for one-time projects or expenditures, ensuring that the District maintains long-term financial sustainability.

Adherence to Budget Guidelines:

These 5-year projections have been carefully developed to align with the 19 budget guidelines set forth by the Board of Trustees. The projections meet all legal, financial, and statutory requirements and reflect a commitment to reducing structural deficits, maintaining financial stability, and ensuring equity in resource allocation. The budget also considers all known and projected increases in fixed costs, including salaries, benefits, and pension rates, while avoiding long-term commitments with one-time funds. Additionally, the District remains committed to maintaining unrestricted reserves of at least two months of total operating expenditures, in line

with best practices for financial contingencies.

To provide transparency and context, the Board-approved Budget Guidelines will be included in the appendix of this budget book. These guidelines have served as a foundation for the budget development process, ensuring that all financial decisions are aligned with the District's goals and long-term sustainability.

VI. UNRESTRICTED GENERAL FUND

The Unrestricted General Fund is designated to account for resources available for the general purposes of District operations and support of its education programs. The primary revenue source for the Unrestricted General Fund budget is apportionment revenue. It is a combination of student enrollment fees, local property taxes and state apportionment revenue.

The revenue budget for apportionment under the Student - Centered Funding Formula is based on a combination of

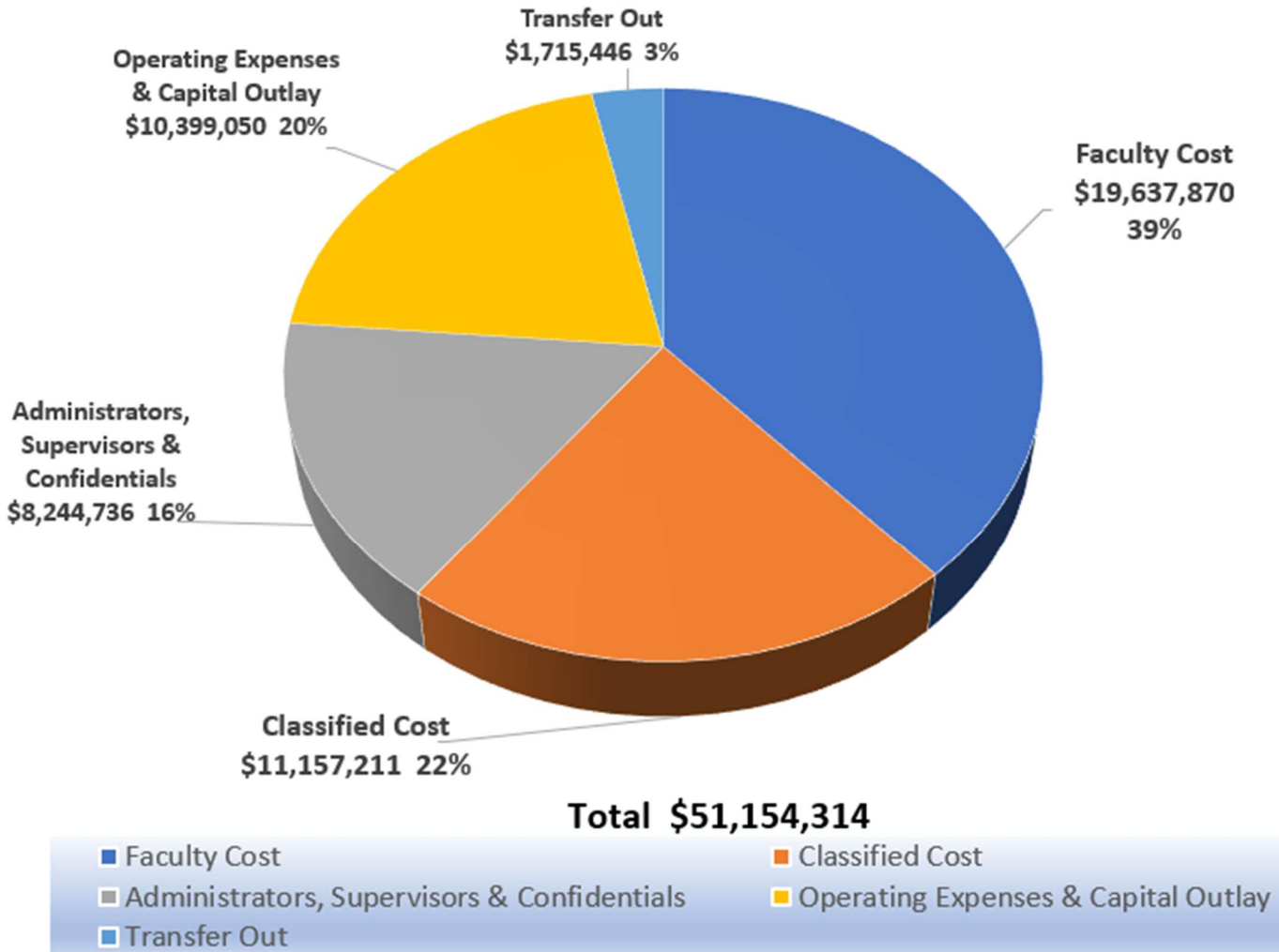
- 1) Base Allocation, which primarily factors Credit FTES (70% statewide). The base allocation is based on Credit FTES funded on a 3 - year average FTES. In addition, Non Credit and Special Admit FTES are funded at higher rates and the counts are funded based on the current year.
- 2) Supplemental Allocation, which counts low - income students (20%). The Student Success Allocation is also funded on a 3 - year average.
- 3) Student Success Allocation, which counts outcomes related to the Vision for Success, with allocations for outcomes of low - income students (10%).

Unrestricted General Fund revenue increased over the prior fiscal year, largely due to the State-applied COLA of 2.3%. Other revenue sources include Lottery funds, mandated cost reimbursements, non-resident tuition, rental income from the Coyote Campus (leased by the South Bay Regional Public Safety Consortium), and allocations for full-time and part-time faculty.

Also reflected in the budget is a non-cash accounting entry of \$1,045,641 for State Teachers' Retirement System (STRS) on-behalf payments. This amount represents a portion of STRS contributions made directly by the state on behalf of the District. Although these payments are neither received nor disbursed by Gavilan, a 2016 accounting advisory from the California Community Colleges Chancellor's Office requires the District to record an equal revenue and expenditure entry to reflect the state's contribution in its financial statements. This entry ensures alignment with governmental accounting standards but has no impact on the District's available operating resources. The unrestricted general fund expenditure is based upon data currently available relating to District obligations.

The following pie charts present a graphic picture of the Unrestricted General Fund expenditures broken out by the major account groups.

General Unrestricted Expenditures and Ongoing Transfers -2025-2026



**Gavilan Joint Community College District
FY2025-2026 Tentative Budget**

Consolidated Unrestricted General Fund (Ongoing + One-time)

	Audited Actuals 2023-24	Adjusted Budget 2024-25	Estimated Actuals 2024-25	Tentative Budget 2025-26
Revenues:				
8600 - State Revenues	\$ 21,012,654	\$ 19,747,149	\$ 20,412,661	\$ 20,617,495
8800 - Local Revenues	31,307,070	30,572,030	31,997,563	32,041,233
8900 - Transfers In	3,084,900	-	1,500,000	-
Total Revenues & Transfers	\$ 55,404,624	\$ 50,319,179	\$ 53,910,224	\$ 52,658,728
Expenditures:				
1000: Academic Salaries	\$ 15,807,258	\$ 17,298,595	\$ 16,299,720	\$ 16,860,686
2000: Non-Instructional Salaries	8,222,130	9,823,859	9,276,474	10,531,593
3000: Employee Benefits	10,786,554	12,126,637	11,205,485	11,647,536
4000: Books and Supplies	510,561	547,828	326,790	544,190
5000: Other Operating Expenses	7,029,713	7,673,933	7,528,697	9,772,527
6000: Capital Outlay	1,508,823	1,472,569	1,411,409	1,891,649
7000: Other Outgo	-	-	-	-
7000: Transfers Out	1,598,831	1,693,453	1,679,003	1,715,446
Total Expenditures & Transfers	\$ 45,463,870	\$ 50,636,874	\$ 47,727,578	\$ 52,963,627
Net Change to Fund Balance	9,940,754	(317,695)	6,182,646	(304,899)
Beginning Fund Balance	14,906,809	20,262,663	20,262,663	21,045,309
Adjustment	-	-	-	-
One-Time Transfer from Fund Balance	(4,584,900)	(1,900,000)	(5,400,000)	0
Ending Fund Balance	\$ 20,262,663	\$ 18,044,968	\$ 21,045,309	\$ 20,740,410

Ending Fund Balance	2024-25	2025-26
Board Approved 17% Requirement	10,051,794	10,954,837
Board Approved ECA Funds	2,000,000	2,000,000
Board Approved One-time Initiatives	1,809,316	1,809,316
Total Reserves	13,861,110	12,954,837
Uncommitted Fund Balance	\$ 7,184,199	\$ 7,785,573

Gavilan Joint Community College District
FY2025-2026 Tentative Budget

Fund 100 - Unrestricted General Fund (Ongoing)

	Audited Actuals 2023-24	Adjusted Budget 2024-25	Estimated Actuals 2024-25	Tentative Budget 2025-26
Revenues:				
8100 - Federal Revenues	\$ -	\$ -	\$ -	\$ -
8600 - State Revenues	\$ 21,012,654	\$ 19,747,149	\$ 20,412,661	\$ 20,617,495
8800 - Local Revenues	31,307,070	30,572,030	31,997,563	32,041,233
8900 - Transfers In	-	-	-	-
Total Revenues & Transfers	\$ 52,319,724	\$ 50,319,179	\$ 52,410,224	\$ 52,658,728
Expenditures:				
1000: Academic Salaries	\$ 15,807,258	\$ 16,832,095	\$ 15,790,860	\$ 16,860,686
2000: Non-Instructional Salaries	8,222,130	9,681,859	9,107,824	10,531,593
3000: Employee Benefits	10,786,554	11,950,237	11,133,177	11,647,536
4000: Books and Supplies	510,561	540,875	319,845	544,190
5000: Other Operating Expenses	7,029,713	7,403,933	7,528,697	8,502,527
6000: Capital Outlay	1,508,823	1,449,522	1,392,588	1,352,333
7000: Transfers Out	1,598,831	1,693,453	1,679,003	1,715,446
Total Expenditures & Transfers	\$ 45,463,870	\$ 49,551,974	\$ 46,951,994	\$ 51,154,311
Net Change to Fund Balance	6,855,854	767,205	5,458,230	1,504,417
Beginning Fund Balance	14,906,809	17,177,763	17,177,763	17,235,993
Adjustment to Beginning Fund Balance	-	-	-	-
One-Time Transfer from Fund Balance	(4,584,900)	(1,900,000)	(5,400,000)	-
Ending Fund Balance	\$ 17,177,763	\$ 16,044,968	\$ 17,235,993	\$ 18,740,410

Gavilan Joint Community College District
FY2025-2026 Tentative Budget

Fund 110 - Unrestricted General Subfund (ECA One-Time)

	Audited Actuals 2023-24	Adjusted Budget 2024-25	Estimated Actuals 2024-25	Tentative Budget 2025-26
Revenues:				
8900 - Transfers In	\$ 2,000,000	\$ -	\$ -	\$ -
Total Revenues & Transfers	\$ 2,000,000	\$ -	\$ -	\$ -
Expenditures:				
Total Expenditures & Transfers	\$ -	\$ -	\$ -	\$ -
Net Change to Fund Balance	2,000,000	0	0	0
Beginning Fund Balance	-	2,000,000	2,000,000	2,000,000
Ending Fund Balance	\$ 2,000,000	\$ 2,000,000	\$ 2,000,000	\$ 2,000,000

Gavilan Joint Community College District
FY2025-2026 Tentative Budget

Fund 115 - Unrestricted General Subfund - One-Time Fund

	Audited Actuals 2023-24	Adjusted Budget 2024-25	Estimated Actuals 2024-25	Tentative Budget 2025-26
Revenues:				
8900 - Transfers In	\$ 1,084,900	\$ -	\$ 1,500,000	\$ -
Total Revenues & Transfers	\$ 1,084,900	\$ -	\$ 1,500,000	\$ -
Expenditures:				
1000: Academic Salaries	\$ -	\$ 466,500	\$ 508,860	\$ -
2000: Non-Instructional Salaries	-	142,000	168,650	-
3000: Employee Benefits	-	176,400	72,308	-
4000: Books and Supplies	-	6,953	6,945	-
5000: Other Operating Expenses	-	270,000	-	1,270,000
6000: Capital Outlay	-	23,047	18,821	539,316
7000: Other Outgo	-	-	-	\$ -
7000: Transfers Out	-	-	-	\$ -
Total Expenditures & Transfers	\$ -	\$ 1,084,900	\$ 775,584	\$ 1,809,316
Net Change to Fund Balance	1,084,900	(1,084,900)	724,416	(1,809,316)
Beginning Fund Balance	-	1,084,900	1,084,900	1,809,316
Ending Fund Balance	\$ 1,084,900	\$ -	\$ 1,809,316	\$ -

Gavilan Joint Community College District
FY2025-2026 Tentative Budget

Fund 100 - Unrestricted General Fund (Ongoing)

Expenditures & Transfers by Object Code Category	Tentative Budget 2025-26	% of Total
1100 - Instructional Salaries, Contract or Regular Status	7,206,023	
1200 - Noninstructional Salaries, Contract or Regular Status	3,142,275	
1300 - Instructional Salaries, Other	6,120,044	
1400 - Noninstructional Salaries, Other	392,344	
1000 - Academic Salaries Total	\$ 16,860,686	33%
2100 - Noninstructional Salaries, Regular Status	9,162,965	
2200 - Instructional Aides, Regular Status	586,973	
2300 - Noninstructional Salaries, Other	556,581	
2400 - Instructional Aides, Other	225,074	
2000 - Classified Salaries Total	\$ 10,531,593	21%
3100 - Retirement Benefits	6,099,419	
3300 - Medicare & Social Security	1,150,916	
3400 - Health and Welfare Benefits	3,643,236	
3500 - State Unemployment Insurance (UI)	136,156	
3600 - Workers' Compensation Insurance (WC)	408,469	
3700 - Local/Alternative Retirement Systems	209,340	
3000 - Employee Benefits Total	\$ 11,647,536	23%
4200 - Books, Magazines and Periodicals	0	
4300 - Instructional Supplies and Materials	0	
4400 - Noninstructional Supplies and Materials	544,190	
4000 - Supplies & Materials Total	\$ 544,190	1%
5100 - Utilities and Housekeeping Services	2,052,096	
5200 - Professional, Contract and Consulting Services	3,918,457	
5300 - Repairs and Maintenance	562,131	
5400 - Dues and Membership	169,807	
5500 - Travel and Conference Expenses	189,571	
5600 - Rents and Leases	312,972	
5800 - Audit, Insurance and Legal Services	582,660	
5900 - Other Operating Expenses	714,833	

Gavilan Joint Community College District
FY2025-2026 Tentative Budget

Fund 100 - Unrestricted General Fund (Ongoing)

Expenditures & Transfers by Object Code Category	Tentative Budget 2025-26	% of Total
5000 - Other Operating Expenses Total	\$ 8,502,527	17%
6100 - Land and Land Improvements	9,450	
6200 - Buildings and Buildings Improvements	23,567	
6300 - Library Books	0	
6400 - Equipment	1,319,316	
6000 - Capital Outlay Total	\$ 1,352,333	3%
7226 - Intrafund Transfers to F260	767,445	
7227 - Intrafund Transfers to F270	578,743	
7361 - Interfund Transfers to F610	346,376	
7366 - Interfund Transfers to F660	22,882	
7000 - Other Outgo Total	\$ 1,715,446	3%
Grand Total - Total Expenditures & Transfers	\$ 51,154,311	100%

VII. RESTRICTED GENERAL FUND

The Restricted General Fund programs are established for the purpose of providing specialized services. The Restricted General Fund is used to account for resources available for the operation and support of the educational programs that are specifically restricted by laws, regulations, donors, or other outside agencies as to their expenditure. Restricted monies are generally from an external source that requires the monies be used for specific purposes, such as grants and state categorical funding.

Examples of restricted sources of monies include Title V Grant, MESA Grant, Extended Opportunity Programs (EOPS, Student Equity and Achievement Program (SEAP, Disabled Student Programs and Services (DSPS, Strong Workforce, Federal Work-Study Programs, Retention and Enrollment Outreach, Basic Needs, Parking (Includes parking permits, and parking citation revenue and Health Service.

Gavilan Joint Community College District
FY2025-2026 Tentative Budget

Fund 270 - Restricted General Fund by Grant

	Audited Actuals 2023-24	Adjusted Budget 2024-25	Estimated Actuals 2024-25	Tentative Budget 2025-26
Revenues:				
8100 - Federal Revenues	\$ 6,903,390	\$ 4,781,116	\$ 3,129,808	\$ 4,185,262
8600 - State Revenues	13,804,027	18,426,682	14,593,972	19,632,594
8800 - Local Revenues	615,322	1,097,147	1,099,261	1,096,787
8900 - Other Revenues	1,218,425	879,690	1,147,370	1,147,370
8900 - Transfers In	844,206	573,013	573,013	578,743
Total Revenues & Transfers	\$ 23,385,370	\$ 25,757,647	\$ 20,543,423	\$ 26,640,757
Expenditures:				
1000: Academic Salaries	\$ 3,209,746	\$ 2,559,103	\$ 2,766,991	\$ 2,822,331
2000: Non-Instructional Salaries	3,179,881	3,153,155	3,110,793	3,173,008
3000: Employee Benefits	2,794,341	2,218,902	2,423,593	2,472,065
4000: Books and Supplies	623,019	1,049,796	385,247	392,952
5000: Other Operating Expenses	2,453,405	4,456,753	1,539,335	1,570,122
6000: Capital Outlay	2,595,973	1,614,726	795,235	811,140
7000: Other Outgo	8,214,089	10,418,503	8,749,640	16,575,635
7000: Transfers Out	-	-	-	-
Total Expenditures & Transfers	\$ 23,070,454	\$ 25,470,938	\$ 19,770,834	\$ 27,817,253
Net Change to Fund Balance	314,916	286,710	772,589	(1,176,496)
Beginning Fund Balance	88,991	403,906	403,906	1,176,496
Ending Fund Balance	\$ 403,906	\$ 690,616	\$ 1,176,496	\$ (0)

Gavilan Joint Community College District
FY2024-2025 Final Budget

Fund 270 - Restricted General Fund by Grant

	Audited Actuals 2023-24	Estimated Actuals 2024-25	Tentative Budget 2025-26
Federal			
121010 Federal College Work Study	\$ 72,589	\$ 76,919	\$ 78,458
121011 Fresh Success	327,200	349,565	356,556
675527 Higher Education Emergency Relief Fund	4,479,606	-	-
121014 Perkins Title 1C	143,029	165,645	165,645
121015 STEM IV	833,997	977,585	1,760,928
121017 Temporary Assistance for Needy Families (TANF)	52,547	50,112	51,114
121022 Title V- INICIO	125,620	557,527	1,102,214
121029 Title V - Juntos Avanzamos	521,084	676,130	274,634
121019 Veterans Annual Report Fee	1,268	1,200	7,025
121030 Workability	288,687	205,737	288,687
121031 Workability Reallotment	100,000	69,388	100,000
Total Federal	\$ 6,945,626	\$ 3,129,808	\$ 4,185,262

State

122005 Adult Education FY22/23	159,723	-	-
122005 Adult Education FY23/24	1,561,105	207,621	-
122005 Adult Education FY24/25	-	1,342,379	445,274
122006 Adult Education FY25/26	-	-	1,805,530
122007 Basic Needs Center - FY21/22	134,663	-	-
122007 Basic Needs Center - FY22/23	52,944	169,039	-
122007 Basic Needs Center - FY23/24		155,929	81,180
122008 Basic Needs Center - FY24/25	-	-	238,341
122009 Basic Needs Center - FY25/26			240,724
122001 California College Promise Grant FY22/23	235,704	-	-
122001 California College Promise Grant FY23/24	86,041	305,305	100,000
122002 California College Promise Grant FY24/25	-	-	493,420

Gavilan Joint Community College District
FY2024-2025 Final Budget

Fund 270 - Restricted General Fund by Grant

	Audited Actuals 2023-24	Estimated Actuals 2024-25	Tentative Budget 2025-26
122003 California College Promise Grant FY25/26			493,420
64XX27 CalWorks San Benito County	54,502	72,232	-
122010 CalWorks Santa Clara County	5,018	7,500	7,500
122011 CalWorks State FY22/23	175,491	-	-
122011 CalWorks State FY23/24	72,009	240,000	27,016
122012 CalWorks State FY24/25	-	-	321,881
122013 CalWorks State FY25/26	-	-	321,881
122015 CARE FY22/23	38,339	-	-
122015 CARE FY23/24	277,900	12,328	-
122015 CARE FY24/25	-	227,672	36,637
122016 CARE FY25/26	-	-	269,595
122017 Classified Professional Development FY18/19	-	-	23,537
122050 Covid-19 Recovery Block Grant FY22/23	1,417,800	1,100,875	-
122004 Culturally Competent Faculty PD	-	-	49,385
122017 Dream Resource Liaison Support FY21/22	8,989	-	-
122017 Dream Resource Liaison Support FY22/23	78,335	-	-
122017 Dream Resource Liaison Support FY23/24	308	71,784	-
122017 Dream Resource Liaison Support FY24/25	-	24,691	50,028
122018 Dream Resource Liaison Support FY25/26	-	-	76,213
122040 DSPS FY22/23	204,899	-	-
122040 DSPS FY23/24	974,160	300,561	-
122040 DSPS FY24/25	-	675,000	339,499
122041 DSPS FY25/26	-	-	1,034,779
683527 - English Language Learner Healthcare Pathways	100,093	230,449	314,259
683527 - English Language Learner Healthcare Pathways		7,934	218,394
122019 EDD TAA Program	-	-	1,381

Gavilan Joint Community College District
FY2024-2025 Final Budget

Fund 270 - Restricted General Fund by Grant

	Audited Actuals 2023-24	Estimated Actuals 2024-25	Tentative Budget 2025-26
122020 EOPS FY22/23	97,473	-	-
122020 EOPS FY23/24	1,126,445	30,748	-
122020 EOPS FY24/25	-	1,119,544	31,280
122021 EOPS FY25/26	-	-	1,208,365
122022 EOPS - District Contribution	162,754	132,434	139,055
122023 Equal Employment Opportunity 21/22	17,959	-	-
122023 Equal Employment Opportunity 22/23	8,914	28,520	101,395
122024 Equal Employment Opportunity 23/24	-	-	138,888
122025 Equal Employment Opportunity 24/25	-	-	138,888
122026 Equal Employment Opportunity 25/26	-	-	138,888
671727 Equal Employment Opportunity Best Practices	25,255	107,282	-
122027 Equitable Placement & Completion	25,399	55,263	314,621
122028 Financial Aid Technology FY20/21	58,965	40,089	-
122028 Financial Aid Technology FY21/22	-	44,286	-
122028 Financial Aid Technology FY22/23	-	44,286	-
122028 Financial Aid Technology FY23/24	-	14,529	28,903
122029 Financial Aid Technology FY24/25	-	-	43,927
122030 Financial Aid Technology FY25/26	-	-	43,927
122031 Greater Avenues for Independence (GAIN)	147,000	147,000	147,000
122032 Guided Pathways FY22/23	75,110	51,770	29,201
122014 IEPI Partnership Resource Teams	-	150,516	49,484
648127 Learning Aligned Employment Program	23,989	35,419	-
122035 LGBTQ+ Support Funding	1,260	23,841	101,959
122036 Local/Systemwide Technolgy & Data Security	50,413	539,103	300,584
122064 Lottery Prop 20 FY23	163,193	563,310	-
122064 Lottery Prop 20 FY24	-	11,764	576,496

Gavilan Joint Community College District
FY2024-2025 Final Budget

Fund 270 - Restricted General Fund by Grant

	Audited Actuals 2023-24	Estimated Actuals 2024-25	Tentative Budget 2025-26
122065 Lottery Prop 20 FY25	-	-	600,000
122066 Lottery Prop 20 FY26	-	-	600,000
621x27 Medi-Cal Administrative Activities (MAA)	11,626	8,010	86,335
122037 Mental Health Support FY22/23	147,205	-	-
122037 Mental Health Support - FY23/24	51,393	108,310	-
122037 Mental Health Support - FY24/25	-	80,785	103,185
122038 Mental Health Support - FY25/26	-	-	196,848
122042 MESA Grant	106,665	244,251	419,393
122043 MESA Grant - Prior Year Carryover	180,036	-	-
123006 MESA Grant - District Contribution	142,722	145,000	145,000
642127 Next Up Grant FY22/23	87,194	-	-
642127 Next Up Grant FY23/24	114,441	26,836	
642127 Next Up Grant FY24/25	-	135,988	61,990
642127 Next Up Grant FY25/26	-	-	267,187
507527 Nursing Enrollment & Retention Grant FY23/24	60,607	40,414	-
507527 Nursing Enrollment & Retention Grant FY24/25	-	76,337	30,272
507527 Nursing Enrollment & Retention Grant FY25/26	-	-	106,609
650427 Rapid Rehousing FY22/23	210,585	-	-
650427 Rapid Rehousing FY23/24	242,605	257,395	-
650427 Rapid Rehousing FY24/25	-	215,805	220,609
650427 Rapid Rehousing FY25/26	-	-	436,414
682627 Regional Equity & Recovery Partnerships	58,802	72,901	41,404
122040 Retention and Enrollment Outreach FY21/22	292,943	48,213	-
122040 Retention and Enrollment Outreach FY22/23	-	44,230	406,155
122041 Retention and Enrollment Outreach FY23/24	-	-	282,752
633027 Seamless Transfer of Ethnic Studies	6,780	-	41,915

**Gavilan Joint Community College District
FY2024-2025 Final Budget**

Fund 270 - Restricted General Fund by Grant

	Audited Actuals 2023-24	Estimated Actuals 2024-25	Tentative Budget 2025-26
272006 Strong Workforce Program Local R6 FY21/22	180,133	-	-
272007 Strong Workforce Program Local R7 FY22/23	851,674	-	-
272008 Strong Workforce Program Local R8 FY23/24	83,885	-	-
272009 Strong Workforce Program Local R9 FY24/25	-	737,109	-
272009 Strong Workforce Program Local R10 FY25/26	-	-	696,036
632127 Strong Workforce Program Regional R5 FY20/21	289,223	-	-
632127 Strong Workforce Program Regional R6 FY21/22	429,047	-	-
632127 Strong Workforce Program Regional R7 FY22/23	361,939	-	-
632127 Strong Workforce Program Regional R8 FY23/24	137,602	183,556	-
632127 Strong Workforce Program Regional R9 FY24/25	-	-	429,047
648827 Student Equity & Achievement Program FY22/23	914,220	-	-
648827 Student Equity & Achievement Program FY23/24	1,081,439	1,039,423	-
648827 Student Equity & Achievement Program FY24/25	-	1,160,577	960,285
648827 Student Equity & Achievement Program FY25/26	-	-	2,120,862
122045 Student Financial Aid Administration (SFAA) FY23/24	131,817	81,896	-
122045 Student Financial Aid Administration (SFAA) FY24/25	-	69,180	158,500
122046 Student Financial Aid Administration (SFAA) FY25/26	-	-	232,234
671127 Student Food and Housing Support FY21/22	36,464	-	-
671127 Student Food and Housing Support FY22/23	99,781	97,034	-
671127 Student Food and Housing Support FY23/24	-	114,330	120,637
642627 Student Success Completion Grant FY23/24	950,428	582,599	-
642627 Student Success Completion Grant FY24/25	-	1,090,969	299,840
642627 Student Success Completion Grant FY25/26	-	-	1,389,200
643227 Student Transfer Achievement Reform Grant	-	25,445	539,772
600627 Veteran Resource Center	61,983	65,056	64,999
682327 Water Resources Management Apprenticeship Trainin	38,588	68,843	70,219

**Gavilan Joint Community College District
FY2024-2025 Final Budget**

Fund 270 - Restricted General Fund by Grant

	Audited Actuals 2023-24	Estimated Actuals 2024-25	Tentative Budget 2025-26
641027 Zero Textbook Cost	1,376	28,563	483,059
999927 STRS On-behalf	248,962	401,711	401,711
Total State	\$ 15,234,321	\$ 15,541,766	\$ 22,535,203
Local			
621127 E-Transcript Mini Grant	-	-	16,327
653527 Juvenile Justice Program	78,744	217,237	221,582
653427 Rising Scholars Network	192,585	237,867	242,625
653027 San Benito Jail	20,000	36,569	37,300
710327 San Jose State STEM	43,105	30,521	31,132
670027 Silicon Valley Higher Education	7,645	107,932	110,090
653327 Step Up Innovation Grant	-	-	2,125
640327 Student Health Fee	227,534	279,791	285,387
981827 The Puente Project	45,538	40,985	41,804
671627 Tipping Point Community Grant	120,139	62,413	-
501X27 UCSC Access	15,437	-	-
682027 Water Pathway Grant FY16/17	-	1,948	33,616
682027 Water Pathway Grant	-	-	74,799
Other Local	139,780	83,997	-
Total Local	\$ 890,508	\$ 1,099,261	\$ 1,096,787
Total Restricted General Fund Expenditures	\$ 23,070,454	\$ 19,770,834	\$ 27,817,253

Gavilan Joint Community College District
FY2025-2026 Tentative Budget

Fund 260 - Parking Fund

	Audited Actuals 2023-24	Adjusted Budget 2024-25	Estimated Actuals 2024-25	Tentative Budget 2025-26
Revenues:				
8800 - Local Revenues	\$ 6,012	\$ 5,000	\$ 98	\$ -
8900 - Transfers In	1,312,489	759,847	759,847	767,445
Total Revenues & Transfers	\$ 1,318,501	\$ 764,847	\$ 759,945	\$ 767,445
Expenditures:				
2000: Non-Instructional Salaries	\$ 529,293	\$ 485,085	\$ 484,588	\$ 494,280
3000: Employee Benefits	315,669	337,266	305,912	343,659
4000: Books and Supplies	1,016	5,000	1,000	1,029
5000: Other Operating Expenses	10,956	15,000	26,140	26,888
6000: Capital Outlay	-	300,000	-	300,000
Total Expenditures & Transfers	\$ 856,934	\$ 1,142,351	\$ 817,641	\$ 1,165,856
Net Change to Fund Balance	461,567	(377,504)	(57,696)	(398,411)
Beginning Fund Balance	(30)	461,537	461,537	403,841
Ending Fund Balance	\$ 461,537	\$ 84,033	\$ 403,841	\$ 5,430

VIII. CAPITAL OUTLAY FUND

Capital Projects Fund 340 is established to track major facility projects and equipment acquisitions. When there is a state facilities bond, the state partially or fully funds capital outlay projects based on a Five-Year Capital Construction plan submitted annually. The Educational and Facilities Master Plan for Gavilan Joint Community College District integrates the instructional program needs with the facilities necessary to achieve the instructional program requirements and provide direction to the capital construction activities.

Gavilan Joint Community College District
FY2025-2026 Tentative Budget

Fund 340 - Capital Outlay Projects

	Audited Actuals 2023-24	Adjusted Budget 2024-25	Estimated Actuals 2024-25	Tentative Budget 2025-26
Revenues:				
8600 - State Revenues	\$ 43,035	\$ -	\$ -	\$ -
8800 - Local Revenues	534,484	275,000	300,000	320,000
8900 - Transfers In	1,500,000	1,400,000	3,900,000	-
Total Revenues & Transfers	\$ 2,077,519	\$ 1,675,000	\$ 4,200,000	\$ 320,000
Expenditures:				
4000: Books and Supplies	\$ 4,206	\$ 21,257	1,257	2,500
5000: Other Operating Expenses	58,587	1,575,135	\$ 949,962	\$ 1,000,000
6000: Capital Outlay	394,584	3,572,982	199,176	10,804,403
7000: Other Outgo	-	364,865	-	500,000
Total Expenditures & Transfers	\$ 457,376	\$ 5,534,239	\$ 1,150,395	\$ 12,306,903
Net Change to Fund Balance	1,620,143	(3,859,239)	3,049,605	(11,986,903)
Beginning Fund Balance	7,317,155	8,937,298	8,937,298	11,986,903
Ending Fund Balance	\$ 8,937,298	\$ 5,078,059	\$ 11,986,903	\$ 0

IX. GENERAL OBLIGATION BOND FUND

The general obligation bonds associated with Measure X were issued pursuant to the Constitution and laws of the State of California (the State), including the provisions of Chapters 1 and 1.5 of Part 10 of the California Education Code, and other applicable provisions of law. The Bonds were authorized to be issued by a resolution adopted by the Board of Supervisors of Santa Clara County (the County Resolution), pursuant to a request of the Gavilan Joint Community College District (the District) made by a resolution adopted by the Board of Education of the District (the District Resolution).

The District received authorization at an election held on November 6, 2018, to issue bonds of the District in an aggregate principal amount not to exceed \$248,000,000 to finance construction and modernization of certain District property and facilities, the acquisition of equipment, and to pay the costs of issuance associated with the Bonds.

The proposition required approval by at least 55% of the votes cast by eligible voters within the District. The Bond Construction Fund (Measure X) represents the authorized bond issuance of the Measure X Series 2018 A, Series 2018 A-1, Series 2018 B, and 2018 Series B-1.

Gavilan Joint Community College District
FY2025-2026 Tentative Budget

Measure X - Consolidated by Project

	Audited Actuals 2023-24	Adjusted Budget 2024-25	Estimated Actuals 2024-25	Tentative Budget 2025-26
Revenues:				
Interest and Investment Income	\$ 5,177,116	\$ 49,100,000	\$ 4,219,852	\$ 46,861,979
Sales of Bond Proceeds	60,000,000	-	-	-
Total Revenues & Transfers	\$ 65,177,116	\$ 49,100,000	\$ 4,219,852	\$ 46,861,979
Expenditures:				
3101 - San Benito County Campus	\$ 26,700,466	\$ 24,366,821	\$ 23,436,355	\$ 930,466
3201 - Site Improvement, Security and Infras	4,352,115	21,603,161	6,447,345	15,155,816
3202 - Library and Student Resource Center	4,707,924	58,278,744	9,688,500	48,590,244
3204 - STEM Center	44,259	34,568,918	127,638	34,441,280
3205 - Theater Modernization	-	20,191,847	-	20,191,847
3208 - Roofing Upgrade Project	978,367	2,529,011	2,283,261	245,750
3901 - IT Infrastructure	387,646	4,464,470	4,148,433	316,037
3995 - Debt Service	3,851	203,600	-	203,600
3997 - Program Contingency	-	3,653,945	-	5,548,977
3998 - Catastropic Contingency	-	3,492,622	-	3,492,622
3999 - Program Management, Planning and S	1,024,752	3,673,007	1,209,200	2,516,158
Total Expenditures & Transfers	\$ 38,199,381	\$ 177,026,146	\$ 47,340,732	\$ 131,632,797
Net Change to Fund Balance	26,977,734	(127,926,146)	(43,120,880)	(84,770,818)
Beginning Fund Balance	100,913,964	127,891,698	127,891,698	84,770,818
Ending Fund Balance	\$ 127,891,698	\$ (34,448)	\$ 84,770,818	\$ 0

Gavilan Joint Community College District
FY2025-2026 Tentative Budget

Fund 800 - Measure X - Series A

	Audited Actuals 2023-24	Adjusted Budget 2024-25	Estimated Actuals 2024-25	Tentative Budget 2025-26
Revenues:				
Interest and Investment Income	\$ 605,636	\$ -	\$ 86,799	\$ -
Total Revenues & Transfers	\$ 605,636	\$ -	\$ 86,799	\$ -
Expenditures:				
3101 - San Benito County Campus	\$ 7,396,989	\$ -	\$ -	\$ -
3201 - Site Improvement, Security and Infrastruc	921,205	-	-	-
3202 - Library and Student Resource Center	381,274	-	-	-
3204 - STEM Center	44,259	-	-	-
3208 - Roofing Upgrade Project	82,963	-	-	-
3995 - Debt Service	1,311	-	-	-
3999 - Program Management, Planning and Sup	739,437	-	52,351	-
Total Expenditures & Transfers	\$ 9,567,438	\$ -	\$ 52,351	\$ -
Net Change to Fund Balance	(8,961,803)	0	34,448	0
Beginning Fund Balance	8,927,355	(34,448)	(34,448)	0
Ending Fund Balance	\$ (34,448)	\$ (34,448)	\$ 0	\$ 0

Gavilan Joint Community College District
FY2025-2026 Tentative Budget

Fund 810 - Measure X - Series A-1

	Audited Actuals 2023-24	Adjusted Budget 2024-25	Estimated Actuals 2024-25	Tentative Budget 2025-26
Revenues:				
Interest and Investment Income	\$ 157	\$ -	\$ -	\$ -
Total Revenues & Transfers	\$ 157	\$ -	\$ -	\$ -
Expenditures:				
3995 - Debt Service	2,540	\$ -	-	-
Total Expenditures & Transfers	\$ 2,540	\$ -	\$ -	\$ -
Net Change to Fund Balance	(2,384)	0	0	0
Beginning Fund Balance	2,384	-	-	-
Ending Fund Balance	0	0	0	0

Gavilan Joint Community College District
FY2025-2026 Tentative Budget

Fund 820 - Measure X - Series B

	Audited Actuals 2023-24	Adjusted Budget 2024-25	Estimated Actuals 2024-25	Tentative Budget 2025-26
Revenues:				
Interest and Investment Income	\$ 2,313,709	\$ 600,000	\$ 604,879	\$ 158,135
Total Revenues & Transfers	\$ 2,313,709	\$ 600,000	\$ 604,879	\$ 158,135
Expenditures:				
3101 - San Benito County Campus	\$ 17,445,162	\$ 2,235,261	\$ 2,058,957	\$ 176,304
3201 - Site Improvement, Security and Infrastruc	339,942	3,847,045	1,005,943	2,841,102
3202 - Library and Student Resource Center	4,326,650	3,821,503	2,127,673	1,693,830
3208 - Roofing Upgrade Project	895,404	2,529,011	2,283,261	245,750
3901 - IT Infrastructure	387,646	1,500,000	1,360,672	139,328
3995 - Debt Service	-	203,600	-	203,600
3997 - Program Contingency	-	-	-	163,015
3999 - Program Management, Planning and Sup	285,316	958,160	765,213	192,947
Total Expenditures & Transfers	\$ 23,680,121	\$ 15,094,580	\$ 9,601,719	\$ 5,655,876
Net Change to Fund Balance	(21,366,412)	(14,494,580)	(8,996,839)	(5,497,741)
Beginning Fund Balance	35,860,991	14,494,580	14,494,580	5,497,740
Ending Fund Balance	\$ 14,494,580	\$ (0)	\$ 5,497,740	\$ (0)

Gavilan Joint Community College District
FY2025-2026 Tentative Budget

Fund 830 - Measure X - Series B-1

	Audited Actuals 2023-24	Adjusted Budget 2024-25	Estimated Actuals 2024-25	Tentative Budget 2025-26
Revenues:				
Interest and Investment Income	\$ 3,239,783	\$ 1,500,000	\$ 1,564,572	\$ 755,571
Total Revenues & Transfers	\$ 3,239,783	\$ 1,500,000	\$ 1,564,572	\$ 755,571
Expenditures:				
3101 - San Benito County Campus	\$ 1,858,314	\$ 22,131,560	\$ 21,377,398	\$ 754,162
3201 - Site Improvement, Security and Infrastruc	3,090,968	11,948,803	5,441,402	6,507,401
3202 - Library and Student Resource Center	-	18,124,895	7,560,827	10,564,068
3204 - STEM Center	-	976,456	127,638	848,818
3901 - IT Infrastructure	-	1,454,289	1,446,103	8,186
3997 - Program Contingency	-	509,914	-	1,330,057
3999 - Program Management, Planning and Sup	-	767,817	-	767,817
Total Expenditures & Transfers	\$ 4,949,282	\$ 55,913,734	\$ 35,953,368	\$ 20,780,509
Net Change to Fund Balance	(1,709,500)	(54,413,734)	(34,388,796)	(20,024,938)
Beginning Fund Balance	56,123,234	54,413,734	54,413,734	20,024,938
Ending Fund Balance	\$ 54,413,734	\$ 0	\$ 20,024,938	\$ 0

Gavilan Joint Community College District
FY2025-2026 Tentative Budget

Fund 840 - Measure X - Series C

	Audited Actuals 2023-24	Adjusted Budget 2024-25	Estimated Actuals 2024-25	Tentative Budget 2025-26
Revenues:				
Interest and Investment Income	\$ (982,168)	\$ 2,000,000	\$ 1,963,602	\$ 948,273
Sales of Bond Proceeds	60,000,000	-	-	-
Total Revenues & Transfers	\$ 59,017,832	\$ 2,000,000	\$ 1,963,602	\$ 948,273
Expenditures:				
3201 - Site Improvement, Security and Infrastruc	\$ -	\$ 5,453,381	\$ -	\$ 5,453,381
3202 - Library and Student Resource Center	-	36,332,346	-	36,332,346
3204 - STEM Center	-	14,989,109	-	14,989,109
3901 - IT Infrastructure	-	1,510,181	1,341,658	168,523
3997 - Program Contingency	-	1,732,815	-	2,644,689
3999 - Program Management, Planning and Sup	-	1,000,000	391,636	608,364
Total Expenditures & Transfers	\$ -	\$ 61,017,832	\$ 1,733,294	\$ 60,196,412
Net Change to Fund Balance	59,017,832	(59,017,832)	230,308	(59,248,140)
Beginning Fund Balance	-	59,017,832	59,017,832	59,248,140
Ending Fund Balance	\$ 59,017,832	\$ -	\$ 59,248,140	\$ -

Gavilan Joint Community College District
FY2025-2026 Tentative Budget

Fund 850 - Measure X - Series D (Unsold)

	Audited Actuals 2023-24	Adjusted Budget 2024-25	Estimated Actuals 2024-25	Tentative Budget 2025-26
Revenues:				
Sales of Bond Proceeds	-	45,000,000	\$ -	\$ 45,000,000
FY2025-2026 Tentative Budget	\$ -	\$ 45,000,000	\$ -	\$ 45,000,000
Expenditures:				
3201 - Site Improvement, Security and Infrastruc	-	353,932	\$ -	\$ 353,932
3204 - STEM Center	-	18,603,353	-	18,603,353
3205 - Theater Modernization	-	20,191,847	-	20,191,847
3997 - Program Contingency	-	1,411,216	-	1,411,216
3998 - Catastropic Contingency	-	3,492,622	-	3,492,622
3999 - Program Management, Planning and Sup	-	947,030	-	947,030
Total Expenditures & Transfers	\$ -	\$ 45,000,000	\$ -	\$ 45,000,000
Net Change to Fund Balance	0	0	0	0
Beginning Fund Balance	-	-	-	-
Ending Fund Balance	\$ -	\$ -	\$ -	\$ -

X. DEBT SERVICE FUND

Debt Service Funds are used to account for the accumulation of resources for, and the payment of, general long-term debt principal and interest. Revenues accounted for in Debt Service funds are primarily from special property tax levies, interest, or operational income from completed projects financed by revenue bonds, energy loans, or investments are generally maintained in the appropriate county treasury.

The District uses the Debt Service Fund to track the debt-service associated with Measure X general obligation bonds. Revenues are derived from interest earnings and real property tax assessments and are used exclusively for the retirement of the debt associated with the bonds.

**Gavilan Joint Community College District
FY2025-2026 Tentative Budget**

Debt Service Consolidated

	Audited Actuals 2023-24	Adjusted Budget 2024-25	Estimated Actuals 2024-25	Tentative Budget 2025-26
Revenues:				
8600 - State Revenues	76,053	76,000	70,160	70,000
8800 - Local Revenues	\$ 22,087,193	\$ 21,000,000	\$ 21,357,823	\$ 21,000,000
8900 - Other Revenues	893,964	302,826	392,958	589,436
Total Revenues & Transfers	\$ 23,057,209	\$ 21,378,826	\$ 21,820,941	\$ 21,659,436
Expenditures:				
5000: Other Operating Expenses	\$ 19,935	\$ 19,909	\$ 19,972	\$ 25,008
7000: Other Outgo	17,434,679	18,000,000	20,752,528	21,000,000
Total Expenditures & Transfers	\$ 17,454,613	\$ 18,019,909	\$ 20,772,499	\$ 21,025,008
Net Change to Fund Balance	5,602,596	3,358,917	1,048,442	634,428
Beginning Fund Balance	19,683,488	25,286,083	25,286,083	26,334,525
Ending Fund Balance	\$ 25,286,083	\$ 28,645,000	\$ 26,334,525	\$ 26,968,953

**Gavilan Joint Community College District
FY2025-2026 Tentative Budget**

Fund 210 - Measure E & X Debt Service

	Audited Actuals 2023-24	Adjusted Budget 2024-25	Estimated Actuals 2024-25	Tentative Budget 2025-26
Revenues:				
8600 - State Revenues	76,053	76,000	70,160	70,000
8800 - Local Revenues	22,087,193	21,000,000	21,357,823	21,000,000
Total Revenues & Transfers	\$ 22,163,245	\$ 21,076,000	\$ 21,427,984	\$ 21,070,000
Expenditures:				
5000: Other Operating Expenses	\$ 11,430	\$ 17,760	\$ 11,430	\$ 16,430
7000: Other Outgo	17,434,679	18,000,000	20,752,528	21,000,000
Total Expenditures & Transfers	\$ 17,446,109	\$ 18,017,760	\$ 20,763,958	\$ 21,016,430
Net Change to Fund Balance	4,717,137	3,058,240	664,026	53,570
Beginning Fund Balance	14,875,542	19,592,679	19,592,679	20,256,705
Ending Fund Balance	\$ 19,592,679	\$ 22,650,919	\$ 20,256,705	\$ 20,310,275

**Gavilan Joint Community College District
FY2025-2026 Tentative Budget**

Fund 920 - Other Debt Service

	Audited Actuals 2023-24	Adjusted Budget 2024-25	Estimated Actuals 2024-25	Tentative Budget 2025-26
Revenues:				
8900 - Other Revenues	\$ 893,964	\$ 302,826	\$ 392,958	\$ 589,436
Total Revenues & Transfers	\$ 893,964	\$ 302,826	\$ 392,958	\$ 589,436
Expenditures:				
5000: Other Operating Expenses	\$ 8,505	\$ 2,149	\$ 8,542	\$ 8,578
Total Expenditures & Transfers	\$ 8,505	\$ 2,149	\$ 8,542	\$ 8,578
Net Change to Fund Balance	885,459	300,677	384,416	580,858
Beginning Fund Balance	4,807,946	5,693,404	5,693,404	6,077,820
Ending Fund Balance	\$ 5,693,404	\$ 5,994,081	\$ 6,077,820	\$ 6,658,678

XI. PROPRIETARY FUNDS

The Proprietary funds include enterprise funds and internal service funds. The Proprietary Funds Group is used to account for those ongoing activities that, because of their income-producing character, are similar to those found in the private sector. All assets, liabilities, equities, revenues, expenses, and transfers relating to business or quasi-business activities are accounted for through these funds.

Enterprise funds are used to account for the activities of the Community Education and Contract Education programs of the District. It is also used to account for facility rentals, and other self-funded programs such as Bach to Blues, Science Alive, student kits, etc.

Self-Insurance Fund is the fund designated by EC §81602 to account for income and expenditures of self-insurance programs authorized by EC §72506(d). This fund is maintained in the county treasury and used to provide for payments on deductible types of insurance policies, losses or payments arising from self-insurance programs, and losses or payments due to noninsured perils. A Self-Insurance Fund is not used to account for a district's participation in a Joint Powers Agreement (JPA).

The Budget and Accounting Manual and generally accepted accounting principles allow both types of business activities to be recorded in the enterprise funds when the intent of the governing board is to operate these programs as a distinct business operation.

Gavilan Joint Community College District
FY2025-2026 Tentative Budget

Fund 590 - Enterprise Fund

	Audited Actuals 2023-24	Adjusted Budget 2024-25	Estimated Actuals 2024-25	Tentative Budget 2025-26
Revenues:				
8600 - State Revenues	\$ 513	\$ -	\$ -	\$ -
8800 - Local Revenues	300,618	326,415	576,172	576,172
8900 - Other Revenues	-	-	539,827	-
8900 - Transfers In	664,898	54,000	-	-
Total Revenues & Transfers	\$ 966,028	\$ 380,415	\$ 1,115,998	\$ 576,172
Expenditures:				
1000: Academic Salaries	\$ 44,847	\$ 42,250	\$ 19,268	\$ 23,121
2000: Non-Instructional Salaries	87,790	91,250	228,095	273,714
3000: Employee Benefits	60,646	62,556	150,850	181,020
4000: Books and Supplies	15,941	127,122	28,261	33,913
5000: Other Operating Expenses	249,433	271,591	172,804	207,365
6000: Capital Outlay	29,464	113,169	33,320	39,984
7000: Other Outgo	4,833	205,000	468	773,059
Total Expenditures & Transfers	\$ 492,954	\$ 912,938	\$ 633,067	\$ 1,532,177
Net Change to Fund Balance	473,074	(532,523)	482,932	(956,006)
Beginning Fund Balance	-	473,074	473,074	956,006
Adjustment	-	-	-	-
Ending Fund Balance	\$ 473,074	\$ (59,449)	\$ 956,006	\$ -

Gavilan Joint Community College District
FY2025-2026 Tentative Budget

Fund 610 - Self-Insurance Fund

	Audited Actuals 2023-24	Adjusted Budget 2024-25	Estimated Actuals 2024-25	Tentative Budget 2025-26
Revenues:				
8800 - Local Revenues	\$ 6	\$ 3	\$ 1	\$ -
8900 - Transfers In	213,458	255,005	324,351	346,376
Total Revenues & Transfers	\$ 213,464	\$ 255,008	\$ 324,352	\$ 346,376
Expenditures:				
5000: Other Operating Expenses	\$ 213,461	\$ 255,009	\$ 324,352	\$ 346,376
Total Expenditures & Transfers	\$ 213,461	\$ 255,009	\$ 324,352	\$ 346,376
Net Change to Fund Balance	3	(1)	-	-
Beginning Fund Balance	(2)	1	-	-
Ending Fund Balance	\$ 1	\$ -	\$ -	\$ -

XII. STUDENT FINANCIAL ASSISTANCE FUND

Student Financial Assistance Funds are designated to account for receiving and disbursing federal and state-funded student financial aid. The 2025-26 Gavilan Joint Community College District anticipates disbursements totaling \$7.7 million to students. Programs associated with this fund are as follows:

Federal

- Pell Grants
- Supplemental Educational Opportunity Grant (SEOG)
- Direct Loans

State

- Cal Grant
- SFRF Emergency Financial Assistant
- Emergency Financial Assistance Supplemental

Gavilan Joint Community College District
FY2025-2026 Tentative Budget

Fund 480 - Student Financial Aid Trust Fund

	Audited Actuals 2023-24	Adjusted Budget 2024-25	Estimated Actuals 2024-25	Tentative Budget 2025-26
Revenues:				
8100 - Federal Revenues	\$ 6,906,046	\$ 6,442,000	\$ 7,017,119	\$ 6,720,000
8600: State Revenue	827,781	850,000	955,616	940,000
8800: Local Revenue	(30,953)	-	33,422	-
Total Revenues & Transfers	\$ 7,702,874	\$ 7,292,000	\$ 8,006,157	\$ 7,660,000
Expenditures:				
Pell Grants	\$ 6,238,892	\$ 6,080,000	\$ 6,809,000	\$ 6,500,000
Supplemental Educational Opportunity Grant	138,082	120,000	118,052	120,000
Direct Loans	101,072	102,000	90,067	100,000
Cal Grant	827,781	850,000	955,616	940,000
SFRF Emergency Financial Assistant	428,000	140,000	-	-
Total Expenditures & Transfers	\$ 7,733,827	\$ 7,292,000	\$ 7,972,735	\$ 7,660,000
Net Change to Fund Balance	(30,953)	-	33,422	-
Beginning Fund Balance	(2,469)	(33,422)	(33,422)	(0)
Ending Fund Balance	\$ (33,422)	\$ (33,422)	\$ (0)	\$ (0)

XIII. ASSOCIATED STUDENTS OF GAVILAN COLLEGE (ASGC)

The ASGC Operating Fund is money held in trust by the district for organized student body association activities. The District has fiduciary responsibility for these funds. Revenues to the ASGC Operating fund are mostly generated by the sale of student activity fee. Gavilan College students pay a voluntary \$6 fee upon registration during each term of the academic year. Other funds deposited to this account include vending machine commissions and contributions from the bookstore. The revenue supports student services, clubs, cultural events, speakers, college wide support grants, scholarships, textbook support programs and many other services and activities to enhance student life and create a sense of belonging.

Gavilan Joint Community College District
FY2025-2026 Tentative Budget

Fund 470 - Associated Students Trust Fund

	Audited Actuals 2023-24	Adjusted Budget 2024-25	Estimated Actuals 2024-25	Tentative Budget 2025-26
Revenues:				
8800 - Local Revenues	\$ 77,916	\$ 89,388	\$ 141,727	\$ 116,131
Total Revenues & Transfers	\$ 77,916	\$ 89,388	\$ 141,727	\$ 116,131
Expenditures:				
2000: Non-Instructional Salaries	\$ 4,300	\$ 7,805	\$ 9,727	\$ 7,961
3000: Employee Benefits	32	195	680	199
4000: Books and Supplies	25,569	27,475	14,587	20,078
5000: Other Operating Expenses	14,261	129,625	14,146	14,204
6000: Capital Outlay	526	-	-	-
7000: Other Outgo	23,392	36,190	28,858	31,000
Total Expenditures & Transfers	\$ 68,080	\$ 201,290	\$ 67,997	\$ 73,442
Net Change to Fund Balance	9,836	(111,902)	73,730	42,690
Beginning Fund Balance	285,095	294,931	294,931	368,661
Ending Fund Balance	\$ 294,931	\$ 183,029	\$ 368,661	\$ 411,350

XIV. STUDENT CENTER FEE FUND

Permitted by California Education Code, the Student Center Fee is charged to all students and is designated solely for the purpose of maintaining, operating and remodeling student activity centers throughout the District. The fee is \$1 per unit for a maximum of \$5 per semester and cannot exceed \$10 per academic year. Some students receiving financial assistance may have the fee waived.

Gavilan Joint Community College District
FY2025-2026 Tentative Budget

Fund 660 - Student Center Fund

	Audited Actuals 2023-24	Adjusted Budget 2024-25	Estimated Actuals 2024-25	Tentative Budget 2025-26
Revenues:				
8800 - Local Revenues	\$ 37,521	\$ 33,580	\$ 49,594	\$ 50,144
8900 - Transfers In	52,095	62,337	21,792	22,882
Total Revenues & Transfers	\$ 89,616	\$ 95,917	\$ 71,386	\$ 73,026
Expenditures:				
2000: Non-Instructional Salaries	\$ 30,809	\$ 33,576	\$ 30,226	\$ 30,830
3000: Employee Benefits	23,967	25,591	16,109	16,431
5000: Other Operating Expenses	15,360	66,750	15,710	15,710
Total Expenditures & Transfers	\$ 70,136	\$ 125,917	\$ 62,045	\$ 62,972
Net Change to Fund Balance	19,480	(30,000)	9,341	10,054
Beginning Fund Balance	38,120	57,600	57,600	66,941
Adjustment	-	-	-	-
Ending Fund Balance	\$ 57,600	\$ 27,600	\$ 66,941	\$ 76,996

SUMMARY of Personnel FTE - All Funds

Personnel Type	Unrestricted General Fund	Restricted General Fund	Parking Fund	Enterprise Fund	Student Center Fund	Measure X Fund	Total FTE
Faculty	67.30	19.10					86.40
Classified	83.23	36.60	7.10	1.50	0.50	1.80	130.73
Admin	36.00	8.00	1.00	1.00		1.00	47.00
Grand Total	186.53	63.70	8.10	2.50	0.50	2.80	264.13

Division or Administrative Area	Faculty	Classified	Admin	Total FTE
Academic Affairs	4.40	6.25	3.00	13.65
Administrative Services		48.10	12.00	60.10
Allied Health, Nursing & Athletics	8.00	5.50	3.00	16.50
Arts, Humanities and Social Sciences	25.00	4.25	1.00	30.25
Career Education & Workforce	16.00	10.38	2.00	28.38
Counseling, Student Success & Equity	9.00	7.00	2.00	18.00
Educational Partnerships		2.00	1.00	3.00
Presidents Office		4.00	14.00	18.00
Science, Technology, Engineering and N	12.00	7.13	1.00	20.13
Student Services		14.00	5.00	19.00
Student Support Programs	12.00	22.13	3.00	37.13
Grand Total	86.40	130.73	47.00	264.13

Personnel FTE - FACULTY

Division or Administrative Area/Department or Program	Unrestricted General Fund	Restricted General Fund	Total FTE
Academic Affairs			
Distance Education	2.00		2.00
GCFA	0.40		0.40
Library	2.00		2.00
Total Academic Affairs	4.40	0.00	4.40
Allied Health, Nursing & Athletics			
Athletics	2.00	0.50	2.50
Athletics Counseling	0.50		0.50
Kinesiology	1.00		1.00
Nursing	4.00		4.00
Total Allied Health, Nursing & Athletics	7.50	0.50	8.00
Arts, Humanities and Social Sciences			
Anthropology	1.00		1.00
Art	2.00		2.00
Communications	2.00		2.00
English	7.20	0.20	7.40
Film & Television	1.00		1.00
History	1.00		1.00
Music	2.00		2.00
Philosophy	1.00		1.00
Political Science	1.00		1.00
Psychology	1.00		1.00
Sociology	2.00		2.00
Spanish	2.00		2.00
Theater	1.00		1.00
Tutoring/Writing Center	0.60		0.60
Total Arts, Humanities and Social Sciences	24.80	0.20	25.00
Career Education & Workforce			
Accounting	1.00		1.00
Administration of Justice	1.00		1.00
Adult Community and Non Credit Counseling		1.00	1.00
Aviation	2.00		2.00
Business	1.00		1.00
Career Education & Workforce Counseling		1.00	1.00
Child Development	2.00		2.00
Computer Science	1.00		1.00
Cosmetology	2.00		2.00
English as a Second Language (ESL)	2.20	0.80	3.00
Water Management		1.00	1.00
Total Career Education & Workforce	12.20	3.80	16.00
Counseling, Student Success & Equity			

Personnel FTE - FACULTY

Division or Administrative Area/Department or Program	Unrestricted General Fund	Restricted General Fund	Total FTE
Counseling	4.80	2.20	7.00
Counseling, Student Success & Equity		2.00	2.00
Total Counseling, Student Success & Equity	4.80	4.20	9.00
Science, Technology, Engineering and Math			
Biology	3.00		3.00
Chemistry	1.00		1.00
Mathematics	5.09	0.60	5.69
Physics and Engineering	0.20	0.20	0.40
STEM	0.31	0.60	0.91
STEM Counseling		1.00	1.00
Total Science, Technology, Engineering and	9.60	2.40	12.00
Student Support Programs			
Accessible Education Center	4.00	4.00	8.00
CalWorks		1.00	1.00
EOPS		1.00	1.00
EOPS/Foster Youth		1.00	1.00
Rising Scholars Network		1.00	1.00
Total Student Support Programs	4.00	8.00	12.00
Grand Total	67.30	19.10	86.40

Personnel FTE - CLASSIFIED PERSONNEL

Division or Administrative Area/Department or Program	Unrestricted General Fund	Restricted General Fund	Parking Fund	Enterprise Fund	Student Center Fund	Measure X Fund	Total FTE
Academic Affairs							
Academic Affairs	3.00	0.25					3.25
Library	3.00						3.00
Total Academic Affairs	6.00	0.25					6.25
Administrative Services							
Business Services	7.00						7.00
Facilities and Maintenance	16.45			1.05	0.50		18.00
General Services	3.00						3.00
Information Technology	9.00						9.00
Payroll	2.00						2.00
Purchasing	1.20					0.80	2.00
Safety & Security			7.10				7.10
Total Administrative Services	38.65		7.10	1.05	0.50	0.80	48.10
Allied Health, Nursing & Athletics							
Athletics	3.50						3.50
Nursing and Allied Health	2.00						2.00
Total Allied Health, Nursing &	5.50						5.50
Arts, Humanities and Social Sciences							
Art	0.25						0.25
Arts, Humanities and Social Sci	2.00						2.00
Theater	1.25						1.25
Tutoring/Writing Center	0.75						0.75
Total Arts, Humanities and So	4.25						4.25
Career Education & Workforce							
Adult Community and Non Cred	0.63	1.37					2.00
Aviation	0.63						0.63
Career Education & Workforce	0.50	4.00					4.50
Community Education		0.55		0.45			1.00
Continuing Education	0.50	1.00					1.50
English as a Second Language	0.75						0.75
Total Career Education & Wor	3.01	6.92		0.45			10.38
Counseling, Student Success & Equity							
Counseling		0.45					0.45
Counseling, Student Success & Equity		6.55					6.55
Total Counseling, Student Success & Equity		7.00					7.00
Educational Partnerships							
Outreach and Recruitment	1.00	1.00					2.00
Total Educational Partnerships	1.00	1.00					2.00

Personnel FTE - CLASSIFIED PERSONNEL

Division or Administrative Area/Department or Program	Unrestricted General Fund	Restricted General Fund	Parking Fund	Enterprise Fund	Student Center Fund	Measure X Fund	Total FTE
Presidents Office							
Capital Projects						1.00	1.00
Human Resources							
Institutional Effectiveness	1.00						1.00
Office of the President							
Public Information	2.00						2.00
Total Presidents Office	3.00					1.00	4.00
Science, Technology, Engineering and Math							
STEM	3.63	3.50					7.13
Total Science, Technology, Eng	3.63	3.50					7.13
Student Services							
Admissions & Records	6.00						6.00
Financial Aid	5.45	0.55					6.00
Hollister Site	2.00						2.00
Total Student Services	13.45	0.55					14.00
Student Support Programs							
Accessible Education Center	4.75	7.28					12.03
Basic Needs & Success		5.05					5.05
CalWorks		2.45					2.45
EOPS		2.00					2.00
Veteran's Resource Center		0.60					0.60
Total Student Support Program	4.75	17.38					22.13
Grand Total	83.23	36.60	7.10	1.50	0.50	1.80	130.73

Personnel FTE - ADMINISTRATORS, SUPERVISORS & CONFIDENTIALS

Division or Administrative Area/Department or Program	Unrestricted General Fund	Restricted General Fund	Parking Fund	Enterprise Fund	Measure X Fund	Total FTE
Academic Affairs						
Academic Affairs	3.00					3.00
Total Academic Affairs	3.00	0.00				3.00
Administrative Services						
Administrative Services	2.00					2.00
Business Services	2.00					2.00
Facilities and Maintenance	2.00					2.00
Information Technology	3.00					3.00
Payroll	1.00					1.00
Safety & Security			1.00			1.00
South Bay Regional				1.00		1.00
Total Administrative Services	10.00		1.00	1.00		12.00
Allied Health, Nursing & Athletics						
Athletics	2.00					2.00
Nursing and Allied Health	1.00					1.00
Total Allied Health, Nursing &	3.00					3.00
Arts, Humanities and Social Sciences						
Arts, Humanities and Social Scie	1.00					1.00
Total Arts, Humanities and So	1.00					1.00
Career Education & Workforce						
Adult Community and Non Credit		1.00				1.00
Career Education & Workforce		1.00				1.00
Total Career Education & Workforce		2.00				2.00
Counseling, Student Success & Equity						
Counseling, Student Success &	1.00					1.00
Student Health Services		1.00				1.00
Total Counseling, Student Suc	1.00	1.00				2.00
Educational Partnerships						
Educational Partnerships		1.00				1.00
Total Educational Partnerships		1.00				1.00
Presidents Office						
Capital Projects					1.00	1.00
Foundation	1.00					1.00
Human Resources	6.80	0.20				7.00
Institutional Effectiveness	0.40	0.60				1.00
Office of the President	3.00					3.00
Public Information	1.00					1.00

Personnel FTE - ADMINISTRATORS, SUPERVISORS & CONFIDENTIALS

Division or Administrative Area/Department or Program	Unrestricted General Fund	Restricted General Fund	Parking Fund	Enterprise Fund	Measure X Fund	Total FTE
Total Presidents Office	12.20	0.80			1.00	14.00
Science, Technology, Engineering and Math						
STEM	1.00					1.00
Total Science, Technology, Eng	1.00					1.00
Student Services						
Admissions & Records	1.00					1.00
Financial Aid	1.00					1.00
Hollister Site	1.00					1.00
Student Services	1.80	0.20				2.00
Total Student Services	4.80	0.20				5.00
Student Support Programs						
Accessible Education Center		1.00				1.00
Basic Needs & Success		1.00				1.00
Special Programs		1.00				1.00
Total Student Support Programs		3.00				3.00
Grand Total	36.00	8.00	1.00	1.00	1.00	47.00

Gavilan Joint Community College District Budget Guidelines

We will develop a budget that:

1. Meets all legal, financial, and statutory requirements and board policies.
2. Is based upon planning that reflects both current and long-term needs and goals, provided by a second-year budget projection that meets all budget guidelines.
3. Makes steady progress toward reducing or eliminating structural budget issues (e.g., structural deficit, declining revenue, rising costs, lack of ongoing dollars to cover ongoing expenses, etc.) through budget and enrollment strategies and collective bargaining.
4. Has had campus community involvement and consideration during preparation.
5. Includes all contractually negotiated costs and expenses.
6. Includes all known and projected increases in fixed costs; including step, column and longevity salary increases, medical rate increases and STRS & PERS pension rate increases.
7. Includes salaries and benefits with a goal not to exceed 85% of total unrestricted budgeted expenditures.
8. Identifies significant but unfunded items not included in the budget.
9. Highlights unusual items and/or provides information on substantive changes from previous budgets.
10. Limits annual non-trust transfer-in allocations to the unrestricted general fund of less than 2% per year of the total unrestricted expenditure budget from non-general fund sources.
11. Limits annual debt service payments by the unrestricted general fund to 5% of the total unrestricted expenditure budget where such funds do not have a matching revenue stream to offset such costs.
12. Creates time specific plans for the full funding of unfunded liabilities/obligations through specific trust funds and reserve accounts.
13. Is based on sound and well understood enrollment projections and trends.
14. Makes every reasonable attempt to avoid lay/off's and/or hold them to a minimum should layoffs be necessary.
15. Shall make no ongoing long-term commitments with one time money.
16. Will strive to reduce or eliminate any kind of structural deficit.

Budget Criteria

17. Maintain unrestricted reserves of two months of total operating expenditures for contingencies to any expenditure classification.
18. The Budget Guidelines will be reviewed semi-annually by the Board of Trustees and College Staff.
19. Commitment to equity in resource allocation (people, time, and money) to create student experiences that enable all students to succeed, including student populations that have been identified as having disproportionate student success outcomes and those that have been historically marginalize.

Joint Analysis

Governor's 2025-26 May Revision

May 14, 2025



California Community Colleges



ACBO.ORG
ASSOCIATION OF CHIEF BUSINESS OFFICIALS



ASSOCIATION OF CALIFORNIA
COMMUNITY COLLEGE ADMINISTRATORS



COMMUNITY COLLEGE
LEAGUE OF CALIFORNIA

Table of Contents

JOINT ANALYSIS GOVERNOR’S 2025-26 MAY REVISION	1
PURPOSE OF REPORT	3
SUMMARY OF KEY BUDGET CHANGES	3
CHANGES IN OVERALL BUDGET FRAMEWORK	4
Revised Budget Proposal Reflects Revenue Slowdown.....	4
Muted Expectations Related To Federal Uncertainty	5
CHANGES TO CALIFORNIA COMMUNITY COLLEGES FUNDING	5
Proposition 98 Estimate For Budget Year Adjusted Downward.....	5
California Community Colleges Funding Adjustments Down.....	7
Major Policy Decisions Reflect Goal of Stability	10
Local Support Funding Is Largely Stable For Ongoing Programs	12
Capital Outlay Investments Higher Than Current Year.....	16
Reduction To State Operations	18
NEXT STEPS	19
APPENDIX A: OVERVIEW OF THE STATE BUDGET PROCESS	20
APPENDIX B: BOARD OF GOVERNORS’ BUDGET AND LEGISLATIVE REQUEST COMPARED TO GOVERNOR’S MAY REVISION	21
APPENDIX C: LOCAL BUDGETS AND STATE REQUIREMENTS	23
Budget Planning and Forecasting	23
State Requirements for District Budget Approval	23
State Requirements Related to Expenditures	24
APPENDIX D: DISTRICTS’ FISCAL HEALTH	25
APPENDIX E: GLOSSARY	26

Purpose of Report

This analysis was prepared by the California Community Colleges Chancellor’s Office (Chancellor’s Office) with support from the:

- Association of California Community College Administrators (ACCCA),
- Association of Chief Business Officials (ACBO), and
- Community College League of California (League).

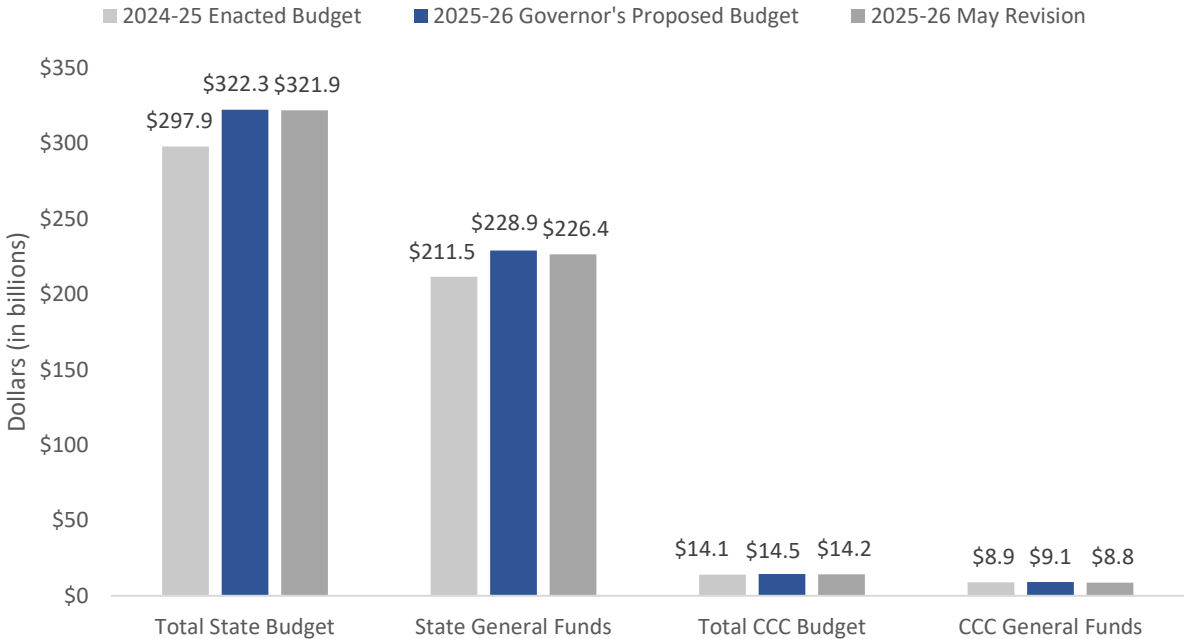
Its purpose is to provide information about the Governor’s May Revision as a common resource for each organization’s further analyses and advocacy efforts. Over the next couple of months, updated analyses will describe any proposed trailer bills and the enacted budget.

Summary of Key Budget Changes

On Wednesday, May 14, Governor Newsom released his May Revision budget proposal for the 2025-26 fiscal year. Following are some key changes in the proposal compared to the enacted budget for 2024-25 and the Governor’s Budget for 2025-26 released in January.

- Under the May Revision, the overall state budget would be slightly lower than proposed in January but still higher than the 2024-25 enacted budget, increasing by about 8% to \$321.9 billion, with a projected budget deficit of about \$12 billion rather than the roughly balanced budget expected in January. General Fund spending would increase by about \$15 billion (7%) to \$226.4 billion.

Figure 1: May Revision for 2025-26 budget reflects expected deficit of \$12 billion (dollars in billions).



- The budget proposal for the California Community Colleges reflects a focus on maintaining stability and taking steps toward implementation of the Master Plan for Career Education, including a vision of a Career Passport that would follow a student’s educational journey. Overall, funding is about flat compared to the current-year enacted budget.
- The revised proposal for ongoing spending includes about \$217.5 million for a 2.3% cost-of-living adjustment (COLA) for community college apportionments, about \$12.9 million less than the Governor’s January proposal included for a COLA of 2.43%. It includes an additional \$27.7 million for COLAs and adjustments to certain categorical programs. The proposal includes \$139.9 million to fund 2.35% enrollment growth, a substantial increase over the \$30.4 million for systemwide enrollment growth of 0.5% that was previously proposed.
- The revised proposal eliminates one-time funding previously proposed for the Statewide Technology Transformation, and reduces the funding proposed for the establishment of a Systemwide Common Data Platform, scaling up Credit for Prior Learning, and developing a Career Passport.
- The Governor’s revised proposal includes \$68.5 million in capital outlay funding from Proposition 51 and Proposition 2 to support the working drawings and construction phases for one continuing project and the preliminary plans and working drawings of 29 new projects. Consistent with the agreement included in Assembly Bill 176 (2024), the revised proposal provides \$4.2 million in capital outlay funding from Proposition 2 to address life-safety concerns for the Davies Hall project at American River College.

Changes in Overall Budget Framework

REVISED BUDGET PROPOSAL REFLECTS REVENUE SLOWDOWN

In January, the Administration projected a roughly balanced budget for 2025-26 based on the two-year budget planning process in the 2024 Budget Act that addressed a projected deficit of over \$30 billion for 2025-26. However, the Governor’s May Revision reflects reduced revenue expectations compared to the Governor’s Budget, related to stock market volatility and the impact of tariffs, and now projects a budget deficit of about \$12 billion. The Administration’s new proposal also describes significant increases in costs in some areas, particularly for Medi-Cal, that are expected to continue at higher rates than projected in January and contribute to the structural imbalance in future years. The May revision addresses the budget shortfall through a combination of program reductions (largely related to health care), revenues and borrowing, and fund shifts.

MUTED EXPECTATIONS RELATED TO FEDERAL UNCERTAINTY

The Legislative Analyst's Office's (LAO) updated [revenue outlook](#) supports the caution expressed by the Administration due to economic uncertainty. The LAO anticipates that "Big Three" tax revenues across 2023-24 and 2024-25 will be over \$5 billion above Governor's Budget projections, while 2025-26 revenues will be nearly \$8 billion below the January projections. The higher revenues LAO estimates for the prior and current year are related to higher-than-expected income tax collections, but stock-market driven tax collections may not be sustainable in the current environment. The state's economy has been stagnant, with no job growth in 2025 so far. Consumer spending has declined, impacting sales tax collections, conditions that could weigh down income and corporate tax collections. In addition, federal policy turbulence around tariffs and declining consumer sentiment increases the risks to the state's revenue outlook. With larger deficits anticipated in future years, actions to begin lowering those deficits are needed this year, according to the LAO. The state may not be able to backfill federal cuts to critical health or other programs given the challenges in funding existing state programs.

Changes to California Community Colleges Funding

In this section, we detail changes to proposals included in the Governor's Budget (and described in our January analysis) and describe new proposals presented as part of the May Revision.

PROPOSITION 98 ESTIMATE FOR BUDGET YEAR ADJUSTED DOWNWARD

Minimum Guarantee for Community Colleges Drops

The Governor's Budget in January adjusted Proposition 98 estimates for the current year upward based on revenues that were running somewhat ahead of projections. Table 1 shows the Department of Finance's estimates of the minimum guarantee for the current and budget years as of the May Revision. The May Revision approximately maintains that revised estimate for the current year, as a significant drop in property taxes negated any benefit from higher-than-expected income tax receipts, with an overall estimate of \$118.9 billion (compared to \$119.2 billion estimated in January). The minimum guarantee for 2025-26 is now estimated at \$114.6 billion, lower than what was expected in January based on revenues running behind projections. The May Revision maintains the settle up proposal from the Governor's Budget in January, but the amount has been lowered from \$1.6 billion to \$1.3 billion.

Consistent with the Governor's Budget in January, the May Revision indicates that the deferrals included in the 2024-25 State Budget are repaid in 2025-26. The May Revision defers \$531.6 million from 2025-26 to 2026-27 and adjusts the state funding sources for the 2024-25 Student Centered Funding Formula (SCFF) to include payment from the Rainy Day Fund. To address current expectations for Proposition 98, the May Revision does the following:

- Provides \$210.1 million one-time to fully fund the SCFF in the current year.
- Provides \$104.7 million ongoing to fully fund the SCFF in 2025-26.
- Provides \$311 million one-time towards 2024-25 deferral repayment.
- Imposes a \$59 million one-time reduction to offset apportionment deferrals to be covered with funds from the Public School System Stabilization Account (see below).
- Defers \$531.6 million from the SCFF for 2025-26 to 2026-27 (for May and June 2026).
- Provides \$3.8 million one-time in the current year and \$8 million in 2025-26 for community colleges impacted by the Los Angeles wildfires.

The revised budget proposal also makes a change to the Proposition 98 split. The Transitional Kindergarten expansion fund recalibration has been pulled out because the total cost of the program is all on the K-12 side of the split. This action impacts community college funding in the amount of \$492 million, of which \$230 million is ongoing.

Table 1: California Community Colleges Proposition 98 Funding by Source (In Millions)

Source	2024-25 Revised	2025-26 Governor's Budget (GB)	2025-26 May Revision	Change From GB (Amount)	Change From GB (Percent)
ALL PROPOSITION 98 PROGRAMS					
General Fund	\$86,620	\$84,603	\$80,747	\$(3,856)	-4.6%
Local property tax	32,317	34,321	33,821	\$(500)	-1.5%
Totals	\$118,937	\$118,924	\$114,568	\$(4,356)	-3.7%
COMMUNITY COLLEGES ONLY ^a					
General Fund	\$9,036	\$9,041	\$8,472	\$(569)	-6.3%
Local property tax	4,232	4,538	4,438	\$(100)	-2.2%
Totals	\$13,268	\$13,579	\$12,910	\$(669)	-4.9%

^a CCC totals include resources that go to the K-12 system via the Adult Education, Apprenticeship, and K-12 Strong Workforce programs.

Provides Districts with a Funding Floor

The 2021 Budget Act extended the SCFF’s hold harmless provision through the current year, 2024-25, under which districts will earn at least their 2017-18 total computational revenue (adjusted by COLA each year). The 2022 Budget Act extended the revenue protections in a modified form beginning in 2025-26, with a district’s 2024-25 funding representing its new “floor.” Starting in 2025-26, districts will be funded at their SCFF generated amount that year or their “floor” (2024-25 funding amount), whichever is higher. This revised hold harmless provision will no longer include adjustments to reflect

cumulative COLAs over time, as is the case with the provision in effect through 2024-25, so a district’s hold harmless amount would not grow.

Withdrawal from Public School System Stabilization Account (PSSSA)

Proposition 2, approved by voters in November 2014, created the PSSSA, a state reserve for schools and community colleges that receives funding if several conditions are satisfied. Based on conditions and projections in January, the Governor’s Budget proposed deposits of about \$1.2 billion for 2024-25 and \$376 million for 2025-26 to support Student Centered Funding Formula resources. The May Revision eliminates those deposits related to the state’s reduced revenues. The proposal projects a balance of \$540 million in the PSSSA at the end of the current year but withdraws that amount for 2025-26, leaving no remaining funds in the account at the end of the budget year.

CALIFORNIA COMMUNITY COLLEGES FUNDING ADJUSTMENTS DOWN

The May Revision adjustments to funding for the California Community Colleges are lower by about \$111 million compared to the Governor’s Budget, as reflected in Table 2. The system would receive about \$508 million in ongoing funding and base adjustments, higher than proposed in January, and \$280 million for one-time programs and initiatives, lower than what was proposed in January.

Table 2: Proposed 2025-26 Changes in Proposition 98 Funding for the System (In Millions)

	Governor's Budget	May Revision	Change from Governor's Budget
POLICY ADJUSTMENTS			
Ongoing (Proposition 98)			
Provide 2.3% COLA for SCFF	\$230.39	\$217.49	-\$12.90
Provide for 2.35% enrollment growth	\$30.44	\$139.94	\$109.50
Ensure no deficit in SCFF for 2025-26	\$0.00	\$104.70	\$104.70
Provide 2.3% COLA for Adult Education Program	\$15.87	\$15.02	-\$0.85
Expand Rising Scholars Network	\$30.00	\$10.00	-\$20.00
Expand Credit for Prior Learning	\$7.00	\$5.00	-\$2.00
Provide 2.3% COLA for Extended Opportunity Programs and Services (EOPS)	\$4.50	\$4.26	-\$0.24
Provide 2.3% COLA for Disabled Students Programs and Services (DSPS)	\$4.24	\$4.02	-\$0.22
Adjustments for financial aid administration	\$1.70	\$3.31	\$1.61
Student housing lease revenue bond payments	\$0.00	\$2.47	\$2.47
Provide 2.3% COLA for CalWORKs student services	\$1.35	\$1.28	-\$0.07

Provide 2.3% COLA for Apprenticeship (community college districts RSI)	\$0.85	\$0.81	-\$0.04
Provide 2.3% COLA for Cooperative Agencies Resources for Education (CARE)	\$0.82	\$0.78	-\$0.04
Provide 2.3% COLA and an enrollment-based adjustment for Mandates Block Grant and reimbursements	\$0.95	\$0.36	-\$0.59
Provide 2.3% COLA for Childcare tax bailout	\$0.11	\$0.10	-\$0.01
Create Common Cloud Data Platform	\$29.00	\$0.00	-\$29.00
Lease revenue debt service adjustments	\$2.44	-\$0.03	-\$2.47
Decrease in available funds from Equal Opportunity Fund	-\$1.11	-\$1.11	\$0.00
Subtotal Ongoing (Proposition 98) Policy Adjustments	\$358.55	\$508.40	\$149.85
One-Time (Proposition 98)			
Ensure no deficit in SCFF for 2024-25	\$0.00	\$210.10	\$210.10
Develop Career Passport	\$50.00	\$25.00	-\$25.00
Systemwide Common Cloud Data Platform	\$133.50	\$12.00	-\$121.50
Statewide technology transformation	\$168.02	\$0.00	-\$168.02
Expand Credit for Prior Learning	\$43.00	\$15.00	-\$28.00
Fire-related property tax backfill for 2025-26	\$0.00	\$8.00	\$8.00
Reappropriate funds to expand e-Transcript California	\$0.00	\$6.60	\$6.60
Fire-related property tax backfill for 2024-25	\$0.00	\$3.80	\$3.80
Subtotal One-Time Policy Adjustments	\$394.52	\$280.50	-\$114.02
TECHNICAL ADJUSTMENTS			
Student Centered Funding Formula (SCFF) other base adjustments (aside from COLA and Growth) ^a	\$29.00	-\$118.00	-\$147.00
Subtotal Technical Adjustments	\$29.00	-\$118.00	-\$147.00
TOTAL CHANGES	\$782.07	\$670.90	-\$111.17

^a SCFF technical adjustments match estimated resources with DOF's estimates of workload measures including reported FTES, supplemental, and success metrics.

* Any adjustments related to deferrals are not displayed.

The estimated and proposed Total Computational Revenue (TCR) for the SCFF increases by \$239.4 million from \$9.74 billion to \$9.98 billion. This reflects a proposed COLA of 2.3% (\$217.5 million) and \$139.9 million for FTES growth of 2.35% and modified estimates for hold harmless and other underlying estimation factors. Further, the following adjustments are reflected in associated offsetting revenues (all comparisons are from the 2024-25 Budget Act to the 2025-26 Governor’s May Revision proposal):

- Property tax revenues are estimated to increase by \$142.1 million from \$4.30 billion to \$4.44 billion.
- Enrollment Fee revenues are estimated to increase by \$32.4 million from \$406.1 million to \$438.5 million.

- Education Protection Account funding is estimated to increase by \$251.1 million from \$1.05 billion to \$1.3 billion.

Table 3 reflects the final SCFF rates for 2023-24 and 2024-25, along with the projected rates for 2025-26, as modified by COLA.

Table 3: Proposed 2025-26 Student Centered Funding Formula Rates (rounded)

Allocations	2024-25 Rates*	Proposed 2025-26 Rates	Estimated Change from 2024-25 (Amount)	Estimated Change from 2024-25 (Percent)
Base Credit*	\$5,294	\$5,416	\$122	2.30%
Incarcerated Credit*	7,425	7,596	171	2.30%
Special Admit Credit*	7,425	7,596	171	2.30%
CDCP	7,425	7,596	171	2.30%
Noncredit	4,465	4,568	103	2.30%
Supplemental Point Value	1,252	1,281	29	2.30%
Student Success Main Point Value	738	755	17	2.30%
Student Success Equity Point Value	186	190	4	2.30%
Single College District				
Small College	6,508,449	6,658,143	149,694	2.30%
Medium College	8,677,936	8,877,529	199,593	2.30%
Large College	10,847,420	11,096,911	249,491	2.30%
Multi College District				
Small College	6,508,449	6,658,143	149,694	2.30%
Medium College	7,593,194	7,767,837	174,643	2.30%
Large College	8,677,936	8,877,529	199,593	2.30%
Designated Rural College	2,070,088	2,117,700	47,612	2.30%
State Approved Centers	2,169,484	2,219,382	49,898	2.30%
Grandparented Centers				
Small Center	271,187	277,424	6,237	2.30%
Small Medium Center	542,371	554,846	12,475	2.30%
Medium Center	1,084,741	1,109,690	24,949	2.30%
Medium Large Center	1,627,112	1,664,536	37,424	2.30%
Large Center	2,169,484	2,219,382	49,898	2.30%

* Ten districts receive higher credit FTE rates, as specified in statute.

Appendix B compares the Governor’s May Revision to the 2025-26 Board of Governors’ budget request. Below we update information on the administration’s more significant policy decisions and related information.

MAJOR POLICY DECISIONS REFLECT GOAL OF STABILITY

The revised budget proposal continues to include funding for a COLA and more substantial enrollment growth than has typically been provided. One-time funds have been significantly reduced compared to the January proposal.

Provides 2.3% COLA for Apportionments and 2.35% Growth

The proposal includes an increase of nearly \$140 million **ongoing** to fund 2.35% enrollment growth and about \$217.5 million **ongoing** to support a COLA of 2.3% for apportionments. The enrollment growth funding is \$109.5 million dollars more than what was proposed in the Governor’s Budget for 0.5% growth. The proposed COLA is slightly lower than the 2.43% proposed in January, but larger than the 1.07% provided last year. Another \$27.2 million **ongoing** would support a COLA of 2.3% for selected categorical programs and the Adult Education program.

Scales Back Investment in Common Data Platform and Technology Transformation

The Governor’s Budget proposed an investment of \$133.5 million one-time and \$29 million ongoing to fund the process to create a systemwide Common Cloud Data Platform that would integrate a suite of Technology tools, including e-Transcripts, the Mapping Articulated Pathways platform, and Program Pathways Mapper. It also included \$168 million one-time to complete the Statewide Technology Transformation to standardize and streamline data collection. The May Revision rescinds the proposed funding for the Statewide Technology Transformation and dramatically reduces the funding for the Common Cloud to \$12 million **one-time** and rescinds ongoing funding for this purpose.

Adds Funds for e-Transcript California

The 2024-25 State Budget provided \$12 million one-time for expanding use of e-Transcript California, of which \$6.6 million was from reappropriated funds. Those reappropriated funds did not materialize as envisioned, so the May Revision adds \$6.6 million **one-time** consistent with the intent of last year’s action, to maintain the full \$12 million investment in e-Transcript implementation.

Reduces Proposals for Credit for Prior Learning and Career Passport

The Governor’s Budget included \$93 million one-time and \$7 million ongoing toward efforts related to the Master Plan for Career Education, including scaling up credit for prior learning (\$43 million one-time and \$7 million ongoing) and development of a state-sanctioned Career Passport (\$50 million one-time) to combine traditional academic records with verified skills and credentials earned outside the classroom. The May Revision reduces these proposed investments to \$15 million **one-time** and \$5 million

ongoing for expanding credit for prior learning, and \$25 million **one-time** for the Career Passport.

According to trailer bill language, the Credit for Prior Learning Initiative would build on the Mapping Articulated Pathways Initiative to provide credit for prior learning opportunities at every college through maintenance of systemwide processes and a technology infrastructure for analyzing and validating relevant prior learning and facilitating the award and documentation of credit. Colleges would be required to evaluate prior learning of all incoming students as part of education planning, and to accept transcribed credit for prior learning from other campuses as transfer credit, including for general education and major preparation.

Trailer bill language clarifies that the California Career Passport Program is intended to accomplish at least three goals: (1) enabling the linkage and monitoring of validated information on a person's academic and third-party records of education, training, and skills; (2) ensuring the information is kept secure and private; and (3) providing individuals access to their information at no cost for use in applying for employment and training. The funds could be used until June 30, 2030 for costs related to technology infrastructure, data security, and outreach to promote awareness and use of the Career Passport.

Increases Support for Rising Scholars, But by a Lesser Amount

The May Revision provides an increase of \$10 million **ongoing** to the Rising Scholars Network, rather than the \$30 million hike proposed in January, bringing total funding for the program to \$35 million annually. Rising Scholar programs serve justice-involved students on college campuses and in federal or state prisons, county jails, juvenile facilities, or other correctional institutions. Current statute limits the number of institutions that may participate in Rising Scholars to 65 colleges, but trailer bill language removes that limitation and allows any number of colleges to enter into agreements with the Chancellor's Office to receive program funds. Beginning in 2025-26, the Board of Governors may prioritize funding applications that demonstrate positive student outcomes.

Revises Statewide Funding Plan for Affordable Student Housing

The 2024-25 State Budget established a plan for a statewide lease revenue bond program as an alternative to local lease revenue bonds. It authorized the State Public Works Board (SPWB) to issue revenue bonds in the amount of \$804.7 million to finance approved student housing projects, and to enter into agreements with the Board of Governors and the participating colleges to borrow funds for project costs. The bond program was to cover 13 approved projects (excluding the four intersegmental projects to be funded by UC/CSU and the two CCC projects not appropriate for the state revenue lease bond).

Since the implementation of the enacted budget, two student housing projects at College of the Canyons and San Diego City College are no longer moving forward as originally considered. The College of the Canyons has rescinded its plans, while San Diego City

College has indicated its plans to utilize an alternative financing structure. In response to these changes, the May Revision rescinds its \$136.9 million allocation to support these affordable student housing projects. In addition, the \$81.3 million in unspecified appropriation provided in the 2023-24 State Budget for affordable housing has also been rescinded.

Continues Some Multi-Year Investments

As in the Governor’s Budget, the May Revision proposes to continue for a second year the earmarking of \$60 million of Strong Workforce Program funds to nursing program expansion via the Rebuilding Nursing Infrastructure Grant Program, a provision of the 2024 Budget Act intended to be continued for five years. The governor’s proposal also includes the third and final allocation of \$10 million for the LGBTQ+ student support pilot program originally funded in the 2023 Budget Act for three years.

Aligns Certain Reporting Requirements

Trailer bill language updates reporting requirements for specified programs. The Chancellor’s Office must submit annual reports to the Legislature on the implementation of the Hire UP pilot program on or before March 1 through 2029. The reports summarize information on participants’ outcomes, based on information participating colleges must provide for the evaluation. For the Native American Student Support and Success Program, an annual report is required on or before September 1 through 2027, summarizing information provided by colleges receiving grants on the services they provide and the progress and outcomes of supported students. Instead of submitting annual reports through 2030, the Chancellor’s Office will submit an intermittent report in 2027 and a final report by September 1, 2030. Lastly, the May Revision updates the reporting requirement for the Institutional Effectiveness and Partnership Initiative to require triennial reporting rather than annual.

Rescinds Funding for Education Coordination

The Governor’s Budget proposal in January included \$5 million in ongoing funding to establish the California Education Interagency Council as a mechanism to streamline education and workforce systems, ensure better coordination across segments and agencies, and maximize the impact of state investments in education. The May Revision withdraws that proposal as part of efforts to address the projected deficit.

LOCAL SUPPORT FUNDING IS LARGELY STABLE FOR ONGOING PROGRAMS

Table 4 shows proposed local assistance funding by program for the current and budget years as of the May Revision. As the table shows, most categorical programs received level or workload funding in the Governor’s revised proposal, with certain programs receiving cost-of-living adjustments consistent with recent practices. Decreases in funding are related to revised estimates of underlying factors.

Table 4: California Community Colleges Ongoing Funding by Program^a (In Millions)

Program	2024-25 Revised	2025-26 Proposed	Change Amount	Percent Change	Explanation of Change
Student Centered Funding Formula	\$9,737.46	\$9,976.86	\$239.40	2.46%	COLA, growth, SCFF technical adjustments.
Adult Education Program – Main ^b	\$659.14	\$674.16	\$15.02	2.30%	COLA
Student Equity and Achievement Program	\$523.98	\$523.98	\$0.00	0.00%	
Student Success Completion Grant	412.60	412.60	\$0.00	0.00%	
Strong Workforce Program	290.40	290.40	\$0.00	0.00%	\$60 million to Rebuilding Nursing Infrastructure Grant Program annually for 5 years through 2028-29
Part-time faculty health insurance	200.49	200.49	\$0.00	0.00%	
Extended Opportunity Programs and Services (EOPS)	185.04	189.30	\$4.26	2.30%	COLA
Disabled Students Programs and Services (DSPS)	174.67	178.69	\$4.02	2.30%	COLA
Full-time faculty hiring	150.00	150.00	\$0.00	0.00%	
California College Promise (AB 19)	91.21	91.21	\$0.00	0.00%	
Integrated technology	89.50	89.50	0.00	0.00%	
Financial aid administration	80.42	83.73	3.31	4.12%	Waived fees and per unit adjustment
CalWORKs student services	55.64	56.92	1.28	2.30%	COLA
NextUp (foster youth program)	54.11	54.11	0.00	0.00%	
Basic needs centers	43.29	43.29	0.00	0.00%	
Mathematics, Engineering, Science Achievement (MESA)	39.42	39.42	\$0.00	0.00%	

Mandates Block Grant and reimbursements	38.80	39.16	0.36	0.94%	COLA and updated enrollment adjustment
Apprenticeship (community college districts RSI)	34.69	35.62	\$0.93	2.69%	COLA
Rising Scholars Network	25.00	35.00	10.00	40.00%	Add base funding to expand network
Cooperative Agencies Resources for Education (CARE)	33.84	34.61	0.78	2.30%	COLA
Student mental health services	32.47	32.47	0.00	0.00%	
CA Apprenticeship Initiative	30.00	30.00	0.00	0.00%	
Institutional effectiveness initiative	27.50	27.50	0.00	0.00%	
Part-time faculty compensation	26.54	26.54	0.00	0.00%	
Part-time faculty office hours	23.63	23.63	0.00	0.00%	
Homeless and Housing Insecurity Program ("Rapid Rehousing")	20.56	20.56	0.00	0.00%	
Economic and Workforce Development	22.93	22.93	0.00	0.00%	
California Virtual Campus	20.00	20.00	0.00	0.00%	
California Online Community College (Calbright College)	15.00	15.00	0.00	0.00%	
Nursing grants	13.38	13.38	0.00	0.00%	
Puente Project	13.33	13.33	0.00	0.00%	
Equal Employment Opportunity Program	13.88	12.77	-1.11	-7.99%	Decrease in available Equal Opportunity Fund
Lease revenue bond payments	12.79	12.77	-0.03	-0.20%	Lease Revenue Debt Service Adjustments
Dreamer Resource Liaisons	11.60	11.60	0.00	0.00%	

Veterans Resource Centers	10.82	10.82	0.00	0.00%	
Immigrant legal services through CDSS	10.00	10.00	0.00	0.00%	
Classified Employee Summer Assistance Program	10.00	10.00	0.00	0.00%	
Umoja	9.18	9.18	0.00	0.00%	
Asian American and Native Hawaiian and Pacific Islander (AANHPI) Student Achievement Program	8.00	8.00	0.00	0.00%	
Foster Parent Education Program	6.15	6.15	0.00	0.00%	
Credit for Prior Learning Policies	0.00	5.00	5.00	N/A	Expand Credit for Prior Learning Policies
Childcare tax bailout	4.32	4.42	0.10	2.30%	COLA
Rising Scholars Network- Textbooks/Digital Course Content for Inmates	3.00	3.00	0.00	0.00%	
Student housing lease revenue bond payments	0.00	2.47	2.47	N/A	Lease revenue debt service for community college housing projects
Middle College High School Program	1.84	1.84	0.00	0.00%	
Academic Senate	1.80	1.80	0.00	0.00%	
Historically Black Colleges and Universities (HBCU) Transfer Pathway project	1.38	1.38	0.00	0.00%	
African American Male Education Network and Development (A2MEND)	1.10	1.10	0.00	0.00%	

FCMAT	0.77	0.77	0.00	0.00%	
Transfer education and articulation (excluding HBCU Transfer Pathway project)	0.70	0.70	0.00	0.00%	
Total	\$13,272.35	\$13,558.14	\$285.79	2.15%	

^a Table reflects total programmatic funding for the system, including amounts from prior years available for use in the years displayed.

^b The Adult Education program total includes resources that go to the K-12 system but are included in the CCC budget. The K-12 Strong Workforce program and K-12 Apprenticeship program are not listed above but are also included in the CCC budget.

Table 5 shows proposed one-time local assistance funding by program for 2025-26. The few one-time investments for the community colleges are primarily related to initiating key provisions of the Master Plan for Career Education.

Table 5: California Community Colleges One-Time Funding by Program^a (In Millions)

Program	2024-25 Revised	2025-26 Proposed	Explanation of Change
Develop Career Passport	0.0	25.0	Adds one-time funds
Scale up Credit for Prior Learning	6.0	15.0	Additional one-time funds added
Common Cloud Data Platform	0.0	12.0	Adds one-time funds
LGBTQ+ Student Support	10.0	10.0	Third and final year of one-time funds from 2023 Budget Act
Property tax backfill for colleges impacted by Los Angeles wildfires	3.8	8.0	Adds one-time funds
Expand e-Transcript California	5.4	6.6	Adds one-time funds to make up for unrealized reappropriated funds in 2024-25 allocation.
Total	\$25.20	\$51.60	

CAPITAL OUTLAY INVESTMENTS HIGHER THAN CURRENT YEAR

The Governor’s May Revision includes \$68.5 million in capital outlay funding from Propositions 51 and 2, less than proposed in the Governor’s Budget and considerably more than the \$29 million provided in the 2024 Budget Act. The funding is to support the construction phase for 1 project and the preliminary plans and working drawings of 29

additional projects, as listed in Table 6. Consistent with the agreement included in Assembly Bill 176 (2024), the revised proposal provides \$4.3 million in capital outlay funding from Proposition 2 to address life-safety concerns for the Davies Hall project at American River College for the initial project phases. The \$2.469 million included in the January Governor’s Budget to cover the lease revenue debt service for selected community college housing projects has been shifted to non-Proposition 98 resources, but there are no other changes to student housing.

Table 6: Proposed Capital Outlay Projects in the California Community Colleges (In Millions)

District, College	Project	2025-26 State Cost	2025-26 Total Cost	All Years State Cost	All Years Total Cost
NEW PROJECTS - Proposition 2					
Antelope Valley, Antelope Valley College	Gymnasium Replacement	\$1,622,000	\$3,374,000	\$24,601,000	\$46,711,000
Citrus, Citrus College	New Career Technical Education Building	\$3,226,000	\$8,025,000	\$47,520,000	\$116,852,000
Coast, Golden West College	Gym Replacement	\$2,002,000	\$4,128,000	\$29,421,000	\$57,790,000
Coast, Orange Coast College	Skills Lab Replacement	\$1,110,000	\$2,018,000	\$13,418,000	\$26,435,000
El Camino, El Camino College	Hydronic Line Replacement	\$813,000	\$1,084,000	\$9,155,000	\$12,206,000
Foothill-De Anza, De Anza College	Physical Education Complex Renovation	\$3,386,000	\$4,485,000	\$41,090,000	\$54,422,000
Hartnell, Hartnell College	Buildings F, G & H (Gymnasium) Replacement	\$1,764,000	\$3,177,000	\$19,603,000	\$38,310,000
Imperial, Imperial Valley College	Gym Modernization	\$1,039,000	\$2,078,000	\$12,798,000	\$25,677,000
Kern, Bakersfield College	Center for Student Success	\$1,934,000	\$3,869,000	\$28,786,000	\$56,256,000
Long Beach, Liberal Arts Campus	Building B Replacement	\$382,000	\$874,000	\$24,782,000	\$51,641,000
Los Angeles, Los Angeles City	Kinesiology Replacement	\$1,294,000	\$3,069,000	\$17,592,000	\$41,958,000
Los Angeles, Pierce College	Sewer Utility Infrastructure Replacement	\$692,000	\$923,000	\$7,385,000	\$9,847,000
Los Angeles, Los Angeles Trade-Technical College	Advanced Transportation & Manufacturing Replacement	\$6,047,000	\$14,849,000	\$91,161,000	\$219,471,000
Los Angeles, Valley College	Sewer Utility Infrastructure Replacement	\$591,000	\$788,000	\$5,885,000	\$7,845,000
Los Rios, American River College	Davies Hall	\$4,329,000	\$5,772,000	\$61,033,000	\$81,143,000
Mendocino-Lake, Willis Center	Willis Center, Phase 2	\$1,343,000	\$2,066,000	\$14,609,000	\$28,647,000

Merced, Merced College	Music, Art, Theater Complex	\$1,469,000	\$3,915,000	\$24,379,000	\$48,009,000
Mt. San Antonio, Mt. San Antonio College	Library Replacement	\$3,896,000	\$10,871,000	\$57,958,000	\$160,190,000
North Orange, Fullerton College	STEM Vocational Center	\$1,922,000	\$3,844,000	\$27,496,000	\$56,417,000
Peralta, Merritt College	Buildings E & F, Kinesiology and Physical Training	\$1,676,000	\$3,997,000	\$22,834,000	\$54,805,000
Rio Hondo, Rio Hondo College	Business & Art Building Replacement	\$1,594,000	\$3,187,000	\$23,233,000	\$45,813,000
Riverside, Ben Clark Training Center	Ben Clark Training Center: Education Building 2 Phase 1	\$1,335,000	\$3,185,000	\$16,246,000	\$39,489,000
Riverside, Moreno Valley College	Library Learning Resource Center (LLRC)	\$2,997,000	\$7,343,000	\$44,420,000	\$106,322,000
Riverside, Norco College	Library Learning Resource Center & Student Services	\$2,512,000	\$6,038,000	\$34,340,000	\$82,749,000
Riverside, Riverside City College	Cosmetology Building	\$1,617,000	\$3,844,000	\$20,196,000	\$48,782,000
San Mateo, Skyline College	Boiler Plant Replacement	\$454,000	\$605,000	\$6,087,000	\$8,077,000
Shasta-Tehama-Trinity, Shasta College	Life Sciences (Building 1600) Renovation	\$680,000	\$1,433,000	\$8,569,000	\$16,832,000
State Center, Clovis College	Kinesiology & Wellness Center	\$1,682,000	\$3,364,000	\$24,374,000	\$48,607,000
State Center, Reedley College	Modernization of Agriculture Instruction Complex	\$1,295,000	\$2,590,000	\$16,806,000	\$32,405,000
CONTINUING PROJECTS - Proposition 51					
Peralta, College of Alameda	Aviation Complex Replacement	\$13,836,000	\$50,071,000	\$14,889,000	\$52,178,000
Total		\$68,539,000	\$164,866,000	\$790,666,000	\$1,675,886,000

REDUCTION TO STATE OPERATIONS

The Chancellor's Office provides leadership and oversight to the system, administers dozens of systemwide programs, and manages day-to-day operations of the system. The office is involved in implementing initiatives like Guided Pathways, reforms to remedial education and transfer, and the Student Centered Funding Formula, as well as the statewide components of Vision 2030. In addition, the Chancellor's Office provides technical assistance to districts and conducts regional and statewide professional development activities. Consistent with actions taken in the 2024-25 State Budget to apply administrative efficiency reductions to all state agencies, the May Revision continues to apply a reduction to the Chancellor's Office operational budget of \$2.14 million (6% reduction) in the current year and \$1.2 million ongoing (3.4% reduction) to reflect targeted operational efficiencies and funding associated with currently vacant positions.

Next Steps

Following release of the Governor’s May Revision, the budget process moves very quickly. LAO typically publishes analyses of the May Revision within a few days. Budget subcommittees convene to review the proposals and often take action on both January and May proposals within about a week. Subcommittees report their recommendations to full committees, which in turn report to their respective houses. The state constitutional deadline for the Legislature to approve a budget is June 15. (See Appendix A for a more complete overview of the state budget process.)

For more information throughout the budget process, please visit the Budget News section of the Chancellor’s Office website:

<https://www.cccco.edu/About-Us/Chancellors-Office/Divisions/College-Finance-and-Facilities-Planning/Budget-News>

Appendix A: Overview of the State Budget Process

The Governor and the Legislature adopt a new budget every year. The Constitution requires a balanced budget such that, if proposed expenditures exceed estimated revenues, the Governor is required to recommend changes in the budget. The fiscal year runs from July 1 through June 30.

Governor’s Budget Proposal. The California Constitution requires that the Governor submit a budget to the Legislature by January 10 of each year. The Director of Finance, who functions as the chief financial advisor to the Governor, directs the preparation of the Governor’s Budget. The state’s basic approach is incremental budgeting, estimating first the costs of existing programs and then adjusting those program levels. By law, the chairs of the budget committees in each house of the Legislature—the Senate Budget and Fiscal Review Committee and the Assembly Budget Committee—introduce bills reflecting the Governor’s proposal. These are called budget bills, and the two budget bills are identical at the time they are introduced.

Related Legislation. Some budget changes require that changes be made to existing law. In these cases, separate bills—called “trailer bills”—are considered with the budget. By law, all proposed statutory changes necessary to implement the Governor’s Budget are due to the Legislature by February 1.

Legislative Analyses. Following the release of the Governor’s Budget in January, the LAO begins its analyses of and recommendations on the Governor’s proposals. These analyses, each specific to a budget area (such as higher education) or set of budget proposals (such as transportation proposals), typically are released beginning in mid-January and continuing into March.

Governor’s Revised Proposals. Finance proposes adjustments to the January budget through “spring letters.” Existing law requires Finance to submit most changes to the Legislature by April 1. Existing law requires Finance to submit, by May 14, revised revenue estimates, changes to Proposition 98, and changes to programs budgeted based on enrollment, caseload, and population. For that reason, the May Revision typically includes significant changes for the California Community Colleges budget. Following release of the May Revision, the LAO publishes additional analyses evaluating new and amended proposals.

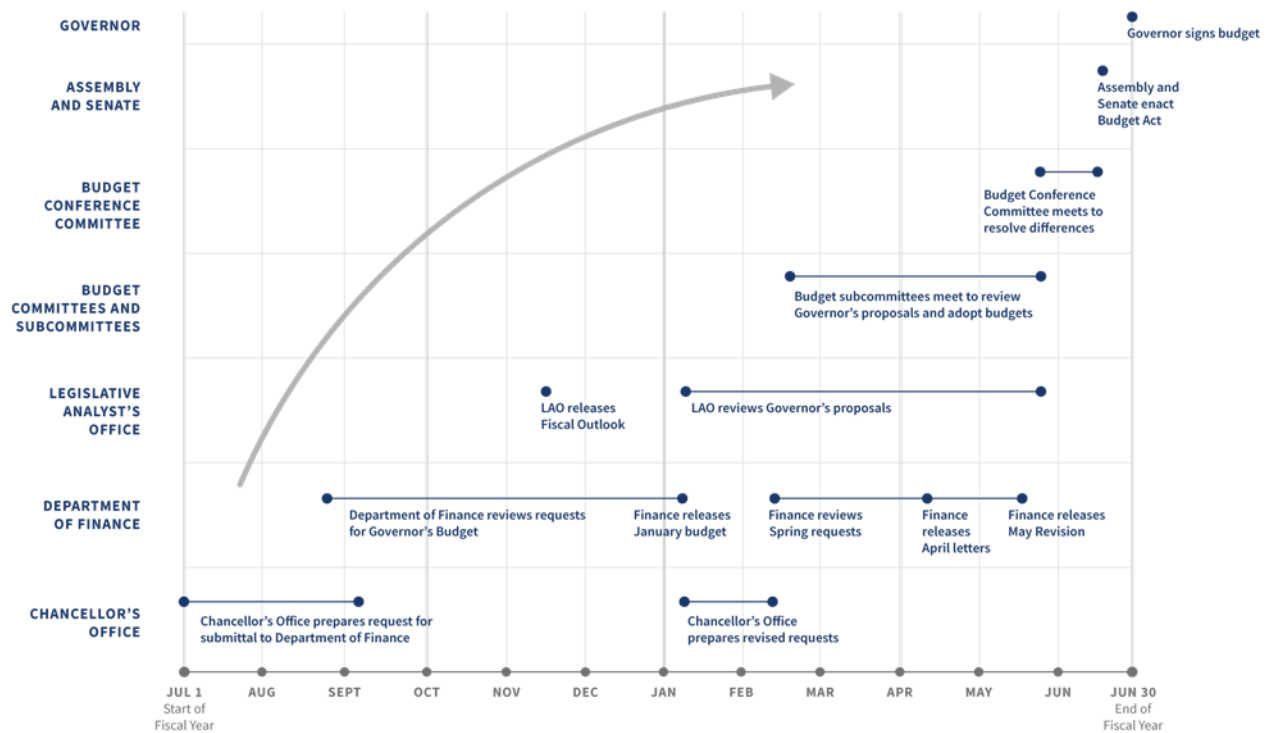
Legislative Review. The budget committees assign the items in the budget to subcommittees, which are organized by areas of state government (e.g., education). Many subcommittees rely heavily on the LAO analyses in developing their hearing agendas. For each January budget proposal, a subcommittee can adopt, reject, or modify the proposal. Any January proposals not acted on remain in the budget by default. May proposals, in contrast, must be acted on to be included in the budget. In addition to acting on the Governor’s budget proposals, subcommittees also can add their own proposals to the budget.

When a subcommittee completes its actions, it reports its recommendations back to the full committee for approval. Through this process, each house develops a version of the budget that is a modification of the Governor’s January budget proposal.

A budget conference committee is then appointed to resolve differences between the Senate and Assembly versions of the budget. The administration commonly engages with legislative leaders during this time to influence conference committee negotiations. The committee’s report reflecting the budget deal between the houses is then sent to the full houses for approval.

Budget Enactment. Typically, the Governor has 12 days to sign or veto the budget bill. The Governor also has the authority to reduce or eliminate any appropriation included in the budget. Because the budget bill is an urgency measure, the bill takes effect as soon as it is signed.

SEQUENCE OF THE ANNUAL STATE BUDGET PROCESS



Appendix B: Board of Governors’ Budget and Legislative Request Compared to Governor’s May Revision

The system budget request considered needs over multiple years to achieve *Vision 2030* and Roadmap goals, and support students’ economic mobility.

Board of Governor’s Request	May Revision Proposal
Ongoing Investments	
Foundational Resources. \$69 million to fully fund enrollment growth. Requests inflationary adjustments for all categorical programs, elimination of the 10% cap on FTES growth, funding for minimum 1.5% growth annually, and modification of the SCFF calculation to recognize credit FTES at the higher of the three-year average or the current year amount.	Provides \$217.5 million for a COLA of 2.3% to general apportionments, \$X million for the same COLA to selected categorical programs, and \$139.9 million for 2.35% enrollment growth. No change made to the FTES growth cap or the calculation of credit FTES.
Pathways and Student Supports. \$60 million to expand career pathways through the California Apprenticeship Initiative; \$10 million increase for financial aid office administration; \$10 million to expand Rising Scholars Network; \$7 million to expand Credit for Prior Learning; \$875,000 to increase support for burden-free instructional materials.	Provides \$10 million to expand Rising Scholars and \$5 million to expand Credit for Prior Learning.
Faculty Supports. Unspecified amount to be determined to increase support for part-time faculty health insurance program.	Not included.
Technology and Data Sharing. \$29 million to launch Phase 1 of Common ERP transition and unspecified multi-year request to complete Phase 2.	Not included.
One-Time Investments	
Pathways and Student Supports. \$50 million to expand Credit for Prior Learning policies.	Provides \$15 million to expand Credit for Prior Learning, and \$25 million to develop a Career Passport.
Technology and Data Sharing. \$162.5 million for Phase 1 of Common ERP transition.	Provides \$6.6 million for expanding use of e-Transcript California.
Non-Proposition 98 Investments	
Capacity to Support the System. \$9 million to exempt the Chancellor’s Office from funding reduction to state agencies and build capacity.	Not included.
Financial Aid. Unspecified amount to commence initial implementation of the Cal Grant Equity Framework.	Not included.

Appendix C: Local Budgets and State Requirements

BUDGET PLANNING AND FORECASTING

Based on the information used in developing the May Revision, it would be reasonable for districts to plan their budgets using information shown in Table C-1 below.

Table C-1: Planning Factors for Proposed 2025-26 Budget

Factor	2023-24	2024-25	2025-26
Cost-of-living adjustment (COLA)	8.13%	1.07%	2.30%
State Lottery funding per FTES ^a	\$249	\$273	TBD
Mandated Costs Block Grant funding per FTES	\$35.37	\$35.64	\$36.46
RSI reimbursement per hour	\$8.82	\$10.05	\$10.32
Financial aid administration per College Promise Grant	\$0.91	\$0.91	\$0.91
Public Employees' Retirement System (CalPERS) employer contribution rates	26.68%	27.05%	26.81%
State Teachers' Retirement System (CalSTRS) employer contribution rates	19.10%	19.10%	19.10%

^a 2025-26 estimate not available, will be updated when 2025-26 budget bill is complete.

STATE REQUIREMENTS FOR DISTRICT BUDGET APPROVAL

Existing law requires the governing board of each district to adopt an annual budget and financial report that shows proposed expenditures and estimated revenues by specified deadlines. Financial reporting deadlines are shown in Table C-2.

Table C-2: Financial Reporting Deadlines for 2025-26

Activity	Regulatory Due Date	Title 5 Section
Submit tentative budget to county officer.	July 1, 2025	58305(a)
Make available for public inspection a statement of prior year receipts and expenditures and current year expenses.	September 15, 2025	58300
Hold a public hearing on the proposed budget. Adopt a final budget.	September 15, 2025	58301
Complete the adopted annual financial and budget report and make public.	September 30, 2025	58305(d)
Submit an annual financial and budget report to Chancellor's Office.	October 10, 2025	58305(d)
Submit an audit report to the Chancellor's Office.	December 31, 2025	59106

If the governing board of any district fails to develop a budget as described, the chancellor may withhold any apportionment of state or local money to the district for the current fiscal year until the district makes a proper budget. These penalties are not imposed on a district if the chancellor determines that unique circumstances made it

impossible for the district to comply with the provisions or if there were delays in the adoption of the annual state budget.

The total amount proposed for each major classification of expenditures is the maximum amount that may be expended for that classification for the fiscal year. Through a resolution, the governing board may make budget adjustments or authorize transfers from the reserve for contingencies to any classification (with a two-thirds vote) or between classifications (with a majority vote).

STATE REQUIREMENTS RELATED TO EXPENDITURES

State law includes two main requirements for districts' use of apportionments. The Chancellor's Office monitors district compliance with both requirements and annually updates the Board of Governors.

Full-Time Faculty Obligation

Education Code Section 87482.6 recognizes the goal of the Board of Governors that 75% of the hours of credit instruction in the California Community Colleges should be taught by full-time faculty. Each district has a baseline reflecting the number of full-time faculty in 1988-89. Each year, if the Board of Governors determines that adequate funds exist in the budget, districts are required to increase their base number of full-time faculty over the prior year in proportion to the amount of growth in funded credit full-time equivalent students. Funded credit FTES includes emergency conditions allowance protections, such as those approved for fires and for the COVID-19 pandemic. Districts with emergency conditions allowances approved per regulation will not have their full-time faculty obligation reduced for actual reported FTES declines while the protection is in place. The target number of faculty is called the Faculty Obligation Number (FON). An additional increase to the FON is required when the budget includes funds specifically for the purpose of increasing the full-time faculty percentage. The chancellor is required to assess a penalty for a district that does not meet its FON for a given year.

Fifty Percent Law

A second requirement related to budget levels is a statutory requirement that each district spend at least half of its Current Expense of Education each fiscal year for salaries and benefits of classroom instructors. Under existing law, a district may apply for an exemption under limited circumstances.

Appendix D: Districts' Fiscal Health

The Board of Governors has established standards for sound fiscal management and a process to monitor and evaluate the financial health of community college districts. These standards are intended to be progressive, with the focus on prevention and assistance at the initial level and more direct intervention at the highest level.

Under that process, each district is required to regularly report to its governing board the status of the district's financial condition and to submit quarterly reports to the Chancellor's Office three times a year in November, February, and May. Based on these reports, the Chancellor is required to determine if intervention is needed. Specifically, intervention may be necessary if a district's report indicates a high probability that, if trends continue unabated, the district will need an emergency apportionment from the state within three years or that the district is not in compliance with principles of sound fiscal management. The Chancellor's Office's intervention could include, but is not limited to, requiring the submission of additional reports, requiring the district to respond to specific concerns, or directing the district to prepare and adopt a plan for achieving fiscal stability. The Chancellor also could assign a fiscal monitor or special trustee.

The Chancellor's Office believes that the evaluation of fiscal health should not be limited to times of crisis. Accordingly, the Fiscal Forward Portfolio has been implemented to support best practices in governance and continued accreditation, and to provide training and technical assistance to new chief executive officers and chief business officers through personalized desk sessions with Chancellor's Office staff.

The Chancellor's Office's ongoing fiscal health analysis includes review of key financial indicators, results of annual audit reports, and other factors. A primary financial health indicator is the district's unrestricted reserves balance. **The Chancellor's Office recommends that districts adopt policies to maintain sufficient unrestricted reserves with a suggested minimum of two months of general fund operating expenditures or revenues, consistent with Budgeting Best Practices published by the Government Finance Officers Association.**

Districts are strongly encouraged to regularly assess risks to their fiscal health. The Fiscal Crisis and Management Assistance Team has developed a Fiscal Health Risk Analysis for districts as a management tool to evaluate key fiscal indicators that may help measure a district's risk of insolvency in the current and two subsequent fiscal years.

Appendix E: Glossary

Appropriation: Money set apart by legislation for a specific use, with limits in the amount and period during which the expenditure is to be recognized.

Augmentation: An increase to a previously authorized appropriation or allotment.

Bond Funds: Funds used to account for the receipt and disbursement of non-self-liquidating general obligation bond proceeds.

Budget: A plan of operation expressed in terms of financial or other resource requirements for a specific period.

Budget Act (BA): An annual statute authorizing state departments to expend appropriated funds for the purposes stated in the Governor's Budget, amended by the Legislature, and signed by the Governor.

Budget Year (BY): The next state fiscal year, beginning July 1 and ending June 30, for which the Governor's Budget is submitted (i.e., the year following the current fiscal year).

Capital Outlay: Expenditures that result in acquisition or addition of land, planning and construction of new buildings, expansion or modification of existing buildings, or purchase of equipment related to such construction, or a combination of these.

Cost of Living Adjustment (COLA): Increases provided in state-funded programs intended to offset the effects of inflation.

Current Year (CY): The present state fiscal year, beginning July 1 and ending June 30 (in contrast to past or future periods).

Department of Finance (DOF or Finance): A state fiscal control agency. The Director of Finance is appointed by the Governor and serves as the chief fiscal policy advisor.

Education Protection Account (EPA): The Education Protection Account (EPA) was created in November 2012 by Proposition 30, the Schools and Local Public Safety Protection Act of 2012, and amended by Proposition 55 in November 2016. Of the funds in the account, 89 percent is provided to K-12 education and 11 percent to community colleges. These funds are set to expire on December 31, 2030.

Expenditure: Amount of an appropriation spent or used.

Fiscal Year (FY): A 12-month budgeting and accounting period. In California state government, the fiscal year begins July 1 and ends the following June 30.

Fund: A legal budgeting and accounting entity that provides for the segregation of moneys or other resources in the State Treasury for obligations in accordance with specific restrictions or limitations.

General Fund (GF): The predominant fund for financing state operations; used to account for revenues that are not specifically designated by any other fund.

Governor's Budget: The publication the Governor presents to the Legislature by January 10 each year, which includes recommended expenditures and estimates of revenues.

Lease Revenue Bond: Lease-revenue bonds are used in the state’s capital outlay program to finance projects. The revenue stream paying the debt service on the bond is created from lease payments made by the occupying entity to the governmental financing entity which constructs the facility or causes it to be constructed.

Legislative Analyst’s Office (LAO): A nonpartisan office that provides fiscal and policy advice to the Legislature.

Local Assistance: Expenditures made for the support of local government or other locally administered activities.

May Revision: An update to the Governor’s Budget presented by Finance to the Legislature by May 14 of each year.

Past Year or Prior Year (PY): The most recently completed state fiscal year, beginning July 1 and ending June 30.

Proposition 98: A section of the California Constitution that, among other provisions, specifies a minimum funding guarantee for schools and community colleges. California Community Colleges typically receive 10.93% of the funds.

Related and Supplemental Instruction (RSI): An organized and systematic form of instruction designed to provide apprentices with knowledge including the theoretical and technical subjects related and supplemental to the skill(s) involved.

Reserve: An amount set aside in a fund to provide for an unanticipated decline in revenue or increase in expenditures.

Revenue: Government income, generally derived from taxes, licenses and fees, and investment earnings, which are appropriated for the payment of public expenses.

State Operations: Expenditures for the support of state government.

Statute: A law enacted by the Legislature.

Workload Budget: The level of funding needed to support the current cost of already-authorized services.