

Preliminary Report on Basic Skills Students, Fall 2006

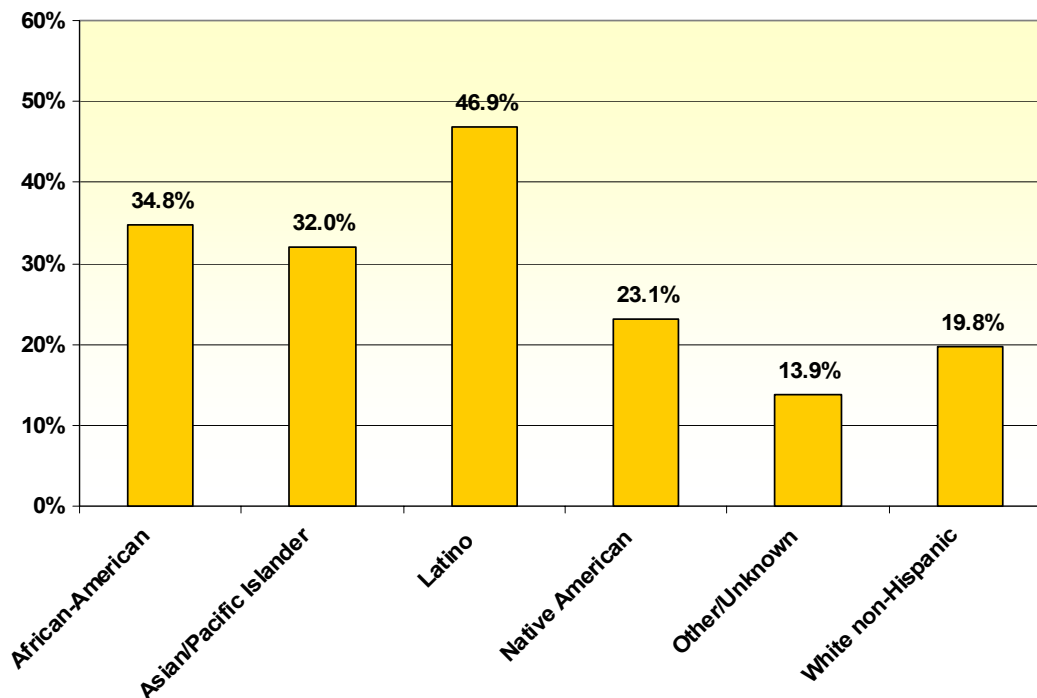
This report summarizes demographic data for Math and English Basic Skills (200/400 series) and ESL students enrolled this fall (updated 10/3/06).

Student Demographics¹

A total of 976 females and 725 males comprise the Fall 2006 enrollment in basic skills courses (11 cases undefined). Of these 1,711 enrollees, 1,296 have a high school diploma or equivalent; 379 basic skills students do not have a high school diploma or GED. Latino students comprise 65% of the total Basic Skills enrollment; approximately 47% of the college-wide Latino enrollment is made up of basic skills students.

Ethnicity	Basic Skills	All Students
African-American	2.3%	2.2%
Asian/Pacific Islander	5.7%	5.9%
Latino	65.6%	46.3%
Native American	0.5%	0.8%
Other/Unknown	2.4%	5.7%
White, Non-Hispanic	23.4%	39.1%
Total	100%	100%

Basic Skills Student Enrollment by Ethnicity
Proportions out of all student enrollment by ethnicity, Fall 2006

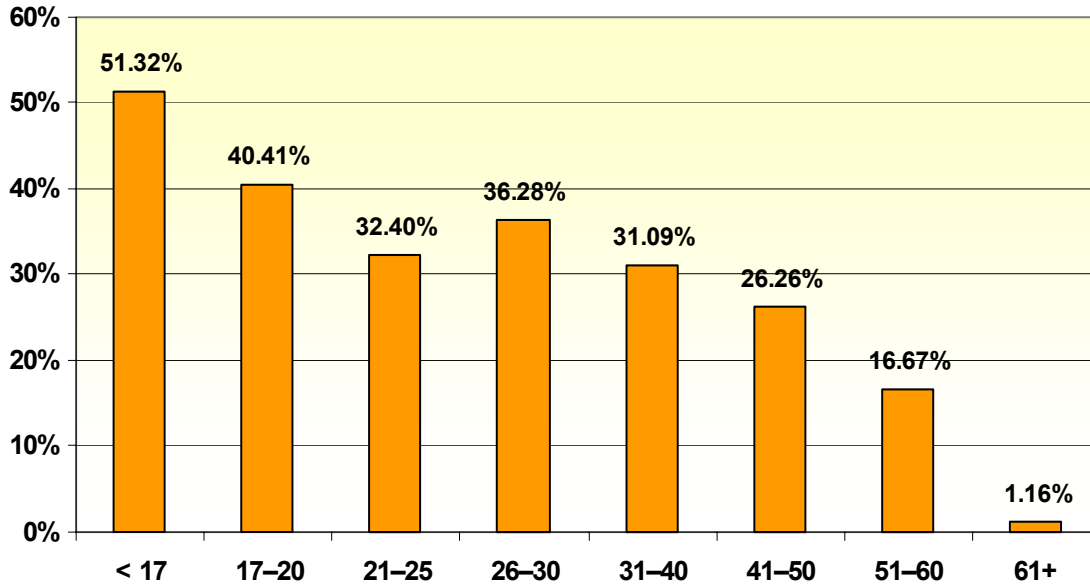


¹ Graphs report the percentage of basic skills students in each category, based on total student enrollment at Gavilan for Fall 2006.

A higher percentage of basic skills students are below the age of 21 than in the general student population.

Age Range	Basic Skills	All Students
< 17	18.17%	11.70%
17–20	33.47%	27.37%
21–25	17.58%	17.93%
26–30	9.35%	8.51%
31–40	11.62%	12.36%
41–50	7.01%	8.82%
51–60	2.51%	4.98%
61+	0.29%	8.32%
Total	100.00%	100.00%

Basic Skills Age Distribution
Proportion out of all students enrolled, Fall 2006

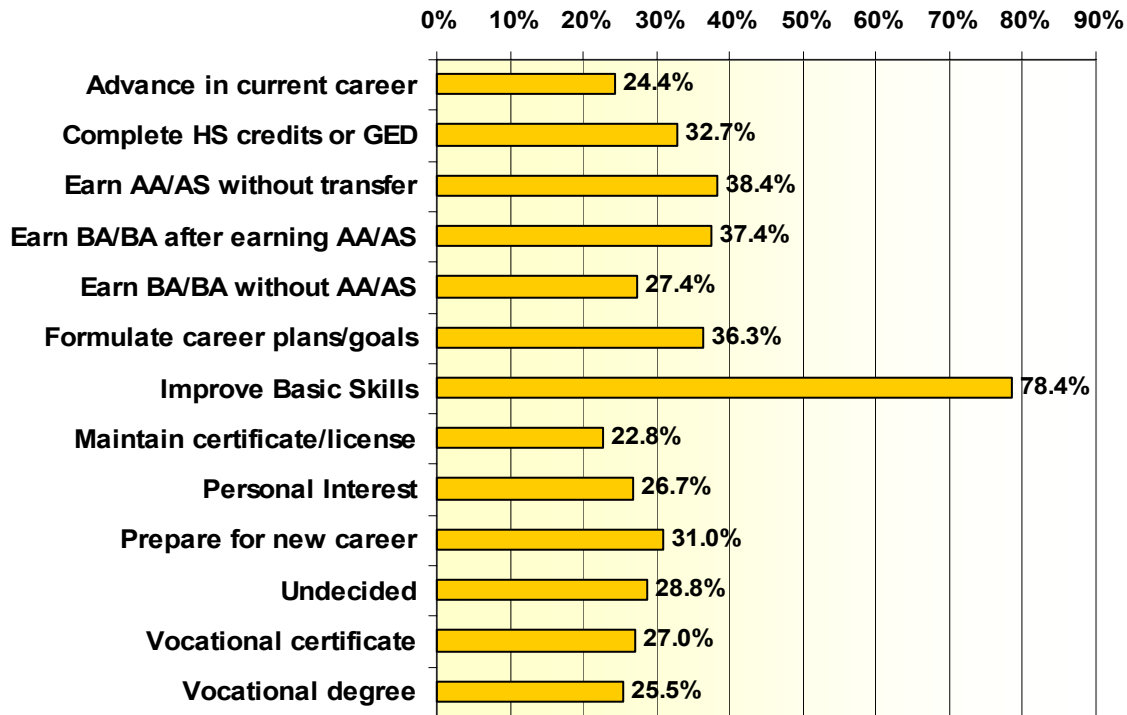


More than 42% of basic skills students reported that their education goal is to earn a bachelor's degree after earning an associate's degree.

Educational Goal	Basic Skills	All Students
Advance in current career	2.86%	3.88%
Complete HS credits or GED	1.05%	1.06%
Earn AA/AS without transfer	7.94%	6.83%
Earn BA/BA after earning AA/AS	33.24%	29.34%
Earn BA/BA without AA/AS	4.85%	5.85%
Formulate career plans/goals	4.03%	3.67%
Improve Basic Skills	7.01%	2.95%
Maintain certificate/license	1.64%	2.37%
Personal Interest	10.05%	12.41%
Prepare for new career	9.93%	10.58%
Undecided	13.26%	15.19%
Vocational certificate	1.81%	2.22%
Vocational degree	2.34%	3.03%
Total	100.00%	100.00%

Basic Skills Students' Educational Goals

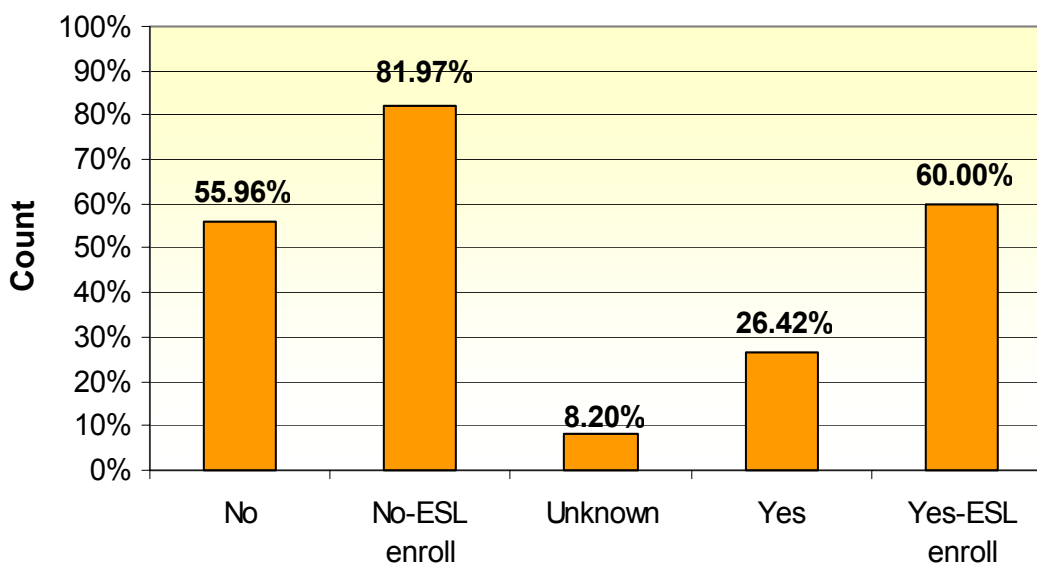
Proportion out of all students enrolled, Fall 2006



English is reported as the primary language for approximately 61% of current basic skills students.

Primary Language English	Basic Skills	All Students
No	35.11%	20.73%
No – Official ESL course enrollment	2.92%	1.18%
Unknown	0.29%	1.18%
Yes	61.33%	76.72%
Yes – Official ESL course enrollment	0.35%	0.19%
Total	100.00%	100.00%

Basic Skills Students' Primary Language
Proportion out of all students enrolled, Fall 2006



A high percentage of basic skills students are currently enrolled as full time students, with 12 or more units being carried.

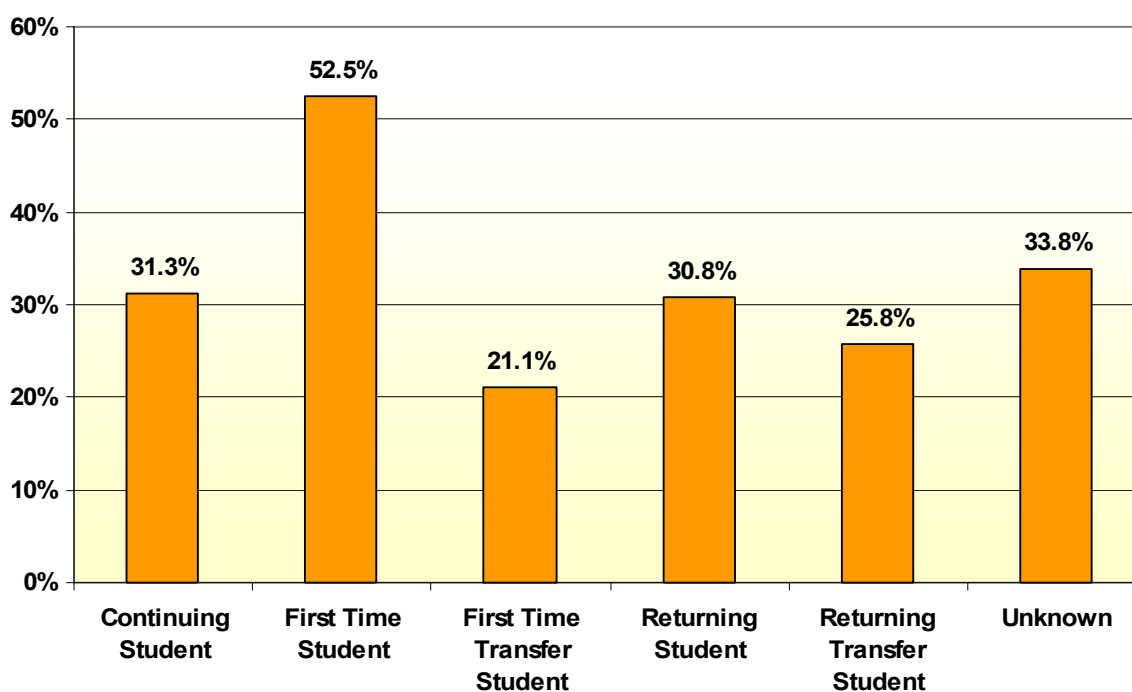
Total Units Enrolled	Basic Skills	All Students
0-3	14.66%	31.17%
3.5-9	29.38%	27.72%
9.5-11.5	10.40%	7.37%
12+	45.56%	32.14%
Total	100.00%	100.00%

Approximately 46% of basic skills students are of continuing enrollment status; 36% are either first time students or first time transfer students.

Enrollment Status	Basic Skills	All Students
Continuing Student	46.1%	51.6%
First Time Student	36.8%	24.5%
First Time Transfer Student	5.8%	9.7%
Returning Student	2.6%	2.9%
Returning Transfer Student	7.3%	9.9%
Unknown	1.3%	1.4%
Total	100.0%	100.0%

Basic Skills Students' Enrollment Status

Proportion out of all students enrolled, Fall 2006



Student Participation in Support Programs

Evaluation of basic skills student participation in other support programs is based on several data sources. These numbers should be considered estimates and require verification:

Program	Number of Basic Skills Students Served
DRC	350
EOPS	420
MESA	10
Puente	38
TRIO	56